APPENDIX D:
MioVision Traffic Data

Counter: MIO:
Set up By: JH:

Traffic Planning and Design, Inc
2500 East High Street
Suite 650
Pottstown, Pennsylvania, United States 19464
610.326.3100

Count Name: #1- Market Street & Route 15
Site Code: 24 hour TM Count
Start Date: 04/11/2019
Page No: 1

Turning Movement Data

Start Time	Market Stret Eastbound						Market Street Westbound						Route 15 Northbound						Route 15 Southbound						
	Left	Thru	Right	Right on Red	Peds	App. Total	Left	Thru	Right	Right on Red	Peds	App. Total	Left	Thru	Right	Right on Red	Peds	App. Total	Left	Thru	Right	Right on Red	Peds	App. Total	Int. Total
12:00 AM	0	3	1	0	0	4	4	4	0	2	0	10	2	18	7	0	0	27	1	20	3	0	0	24	65
12:15 AM	0	1	0	3	0	4	3	4	0	1	0	8	2	13	3	0	0	18	1	14	3	0	0	18	48
12:30 AM	2	0	0	0	0	2	5	3	0	0	0	8	2	16	5	0	0	23	0	17	4	1	0	22	55
12:45 AM	3	2	1	0	0	6	2	4	1	0	0	7	1	20	7	0	0	28	1	10	2	0	0	13	54
Hourly Total	5	6	2	3	0	16	14	15	1	3	0	33	7	67	22	0	0	96	3	61	12	1	0	77	222
1:00 AM	1	1	1	0	0	3	3	4	0	0	0	7	1	14	3	1	0	19	1	12	5	0	0	18	47
1:15 AM	2	0	1	0	0	3	3	1	0	1	0	5	2	13	5	0	0	20	0	11	1	0	0	12	40
1:30 AM	1	4	1	0	0	6	3	1	0	1	0	5	1	17	0	0	0	18	0	21	1	0	0	22	51
1:45 AM	0	0	0	0	0	0	1	1	0	1	0	3	1	14	3	0	0	18	0	11	3	0	0	14	35
Hourly Total	4	5	3	0	0	12	10	7	0	3	0	20	5	58	11	1	0	75	1	55	10	0	0	66	173
2:00 AM	1	3	0	2	0	6	3	7	0	0	0	10	0	9	6	0	0	15	0	12	3	0	0	15	46
2:15 AM	4	3	0	1	0	8	2	0	0	0	0	2	0	20	4	0	0	24	1	15	1	0	0	17	51
2:30 AM	2	3	0	0	0	5	3	0	0	0	0	3	0	12	2	0	0	14	0	13	3	0	0	16	38
2:45 AM	1	2	0	0	0	3	6	1	0	0	0	7	1	15	1	0	0	17	0	6	2	0	0	8	35
Hourly Total	8	11	0	3	0	22	14	8	0	0	0	22	1	56	13	0	0	70	1	46	9	0	0	56	170
3:00 AM	8	1	1	0	0	10	12	0	0	1	0	13	1	14	5	0	0	20	0	17	0	0	0	17	60
3:15 AM	3	4	0	1	0	8	12	3	0	0	0	15	0	21	4	0	0	25	1	9	0	0	0	10	58
3:30 AM	2	4	2	0	0	8	4	5	0	0	0	9	1	13	4	0	0	18	0	17	2	0	0	19	54
3:45 AM	5	4	1	2	0	12	7	4	0	0	0	11	2	19	5	0	0	26	0	22	1	0	0	23	72
Hourly Total	18	13	4	3	0	38	35	12	0	1	0	48	4	67	18	0	0	89	1	65	3	0	0	69	244
4:00 AM	5	5	0	5	0	15	14	4	0	0	0	18	2	14	3	0	0	19	0	24	6	0	0	30	82
4:15 AM	5	4	1	2	0	12	9	11	0	0	0	20	1	34	3	0	0	38	0	30	9	0	0	39	109
4:30 AM	2	4	2	5	0	13	12	9	0	0	0	21	3	42	7	0	0	52	0	30	3	0	0	33	119
4:45 AM	8	12	1	3	0	24	9	6	2	0	0	17	2	46	6	0	0	54	0	44	3	0	1	47	142
Hourly Total	20	25	4	15	0	64	44	30	2	0	0	76	8	136	19	0	0	163	0	128	21	0	1	149	452
5:00 AM	12	7	1	3	0	23	8	3	1	0	0	12	2	36	11	0	1	49	0	40	5	0	0	45	129
5:15 AM	9	22	2	5	0	38	16	11	0	2	0	29	7	62	18	0	0	87	0	41	7	0	1	48	202
5:30 AM	24	31	4	2	0	61	15	13	0	2	0	30	7	80	23	0	0	110	1	70	7	1	0	79	280
5:45 AM	29	30	3	7	0	69	10	17	0	1	0	28	7	79	15	0	0	101	2	65	1	0	0	68	266
Hourly Total	74	90	10	17	0	191	49	44	1	5	0	99	23	257	67	0	1	347	3	216	20	1	1	240	877
6:00 AM	29	20	2	1	0	52	17	13	0	0	0	30	9	108	16	1	0	134	0	72	12	0	0	84	300
6:15 AM	27	52	12	1	0	92	11	18	0	0	0	29	14	126	18	2	1	160	0	89	14	0	1	103	384
6:30 AM	31	57	15	1	0	104	24	26	0	0	0	50	11	184	28	0	0	223	0	106	7	0	0	113	490
6:45 AM	51	51	2	8	0	112	15	25	0	0	0	40	20	163	19	0	2	202	5	116	21	1	1	143	497
Hourly Total	138	180	31	11	0	360	67	82	0	0	0	149	54	581	81	3	3	719	5	383	54	1	2	443	1671
7:00 AM	45	56	10	8	0	119	10	27	4	0	0	41	29	155	24	0	0	208	5	91	20	0	0	116	484
7:15 AM	50	64	10	13	0	137	20	34	1	2	0	57	23	190	25	0	0	238	4	110	26	0	1	140	572
7:30 AM	58	78	15	16	0	167	31	48	4	3	0	86	31	236	19	0	0	286	5	138	21	0	3	164	703
7:45 AM	44	62	8	11	0	125	24	51	3	0	0	78	28	210	25	0	0	263	9	145	24	0	0	178	644
Hourly Total	197	260	43	48	0	548	85	160	12	5	0	262	111	791	93	0	0	995	23	484	91	0	4	598	2403
8:00 AM	37	50	29	8	0	124	28	35	1	0	0	64	25	165	13	0	1	203	3	133	19	1	0	156	547
8:15 AM	49	53	23	8	0	133	33	43	6	5	0	87	30	197	15	0	0	242	8	160	17	3	0	188	650
8:30 AM	35	42	29	13	0	119	22	39	3	2	0	66	17	168	12	0	0	197	1	142	13	0	0	156	538
8:45 AM	34	43	24	7	0	108	30	40	5	3	0	78	22	137	15	0	0	174	4	154	22	0	0	180	540
Hourly Total	155	188	105	36	0	484	113	157	15	10	0	295	94	667	55	0	1	816	16	589	71	4	0	680	2275
9:00 AM	39	34	13	8	0	94	23	25	5	6	0	59	28	142	9	0	0	179	10	132	16	0	0	158	490
9:15 AM	40	52	14	10	0	116	26	36	6	2	0	70	24	137	16	0	0	177	8	118	18	0	0	144	507
9:30 AM	28	56	9	6	0	99	24	32	5	2	0	63	35	162	20	0	0	217	9	118	21	0	1	148	527
9:45 AM	28	44	13	12	0	97	24	37	5	3	0	69	24	139	20	0	0	183	14	122	29	0	1	165	514
Hourly Total	135	186	49	36	0	406	97	130	21	13	0	261	111	580	65	0	0	756	41	490	84	0	2	615	2038
10:00 AM	34	43	10	11	2	98	28	33	3	4	0	68	26	138	17	0	2	181	7	150	14	0	0	171	518
10:15 AM	35	22	7	13	0	77	23	33	5	5	0	66	20	156	25	1	1	202	7	143	31	0	1	181	526
10:30 AM	33	44	12	8	0	97	34	34	3	0	0	71	41	138	17	0	0	196	11	134	20	0	0	165	529
10:45 AM	30	35	11	15	0	91	24	39	3	6	0	72	24	133	14	0	1	171	6	163	12	0	1	181	515
Hourly Total	132	144	40	47	2	363	109	139	14	15	0	277	111	565	73	1	4	750	31	590	77	0	2	698	2088
11:00 AM	35	47	22	15	0	119	19	41	7	1	0	68	28	173	12	1	0	214	9	127	23	0	2	159	560
11:15 AM	31	36	11	16	0	94	18	52	10	4	0	84	25	202	25	0	0	252	16	144	22	0	0	182	612
11:30 AM	45	28	12	15	0	100	22	45	9	4	0	80	20	166	23	0	0	209	6	170	26	0	0	202	591
11:45 AM	42	40	11	20	0	113	30	36	8	6	0	80	21	162	25	0	0	208	13	154	17	2	1	186	587
Hourly Total	153	151	56	66	0	426	89	174	34	15	0	312	94	703	85	1	0	883	44	595	88	2	3	729	2350
12:00 PM	30	41	11	16	0	98	31	43	6	2	0	82	34	143	13	0	0	190	12	151	29	0	0	192	562

12:15 PM	52	41	7	9	0	109	33	49	11	2	0	95	28	187	22	0	0	237	9	124	22	0	1	155	596
12:30 PM	38	49	15	14	0	116	15	38	13	2	0	68	20	188	28	0	0	236	10	164	30	0	0	204	624
12:45 PM	31	46	13	19	0	109	29	28	10	2	0	69	25	178	17	0	0	220	14	178	11	0	3	203	601
Hourly Total	151	177	46	58	0	432	108	158	40	8	0	314	107	696	80	0	0	883	45	617	92	0	4	754	2383
1:00 PM	31	47	16	13	0	107	18	45	10	2	0	75	29	151	24	0	0	204	15	193	25	0	0	233	619
1:15 PM	43	38	15	6	0	102	26	52	8	3	0	89	23	159	22	0	0	204	10	157	17	0	2	184	579
1:30 PM	42	42	16	13	0	113	30	46	5	3	0	84	27	173	16	0	1	216	14	165	19	0	0	198	611
1:45 PM	26	41	10	13	0	90	27	38	6	6	0	77	24	173	21	0	0	218	8	177	30	0	1	215	600
Hourly Total	142	168	57	45	0	412	101	181	29	14	0	325	103	656	83	0	1	842	47	692	91	0	3	830	2409
2:00 PM	46	57	16	1	0	120	27	28	5	2	0	62	29	180	15	0	1	224	12	187	22	0	2	221	627
2:15 PM	37	45	11	6	0	99	27	39	15	3	0	84	20	169	21	0	0	210	7	187	23	0	0	217	610
2:30 PM	30	45	22	3	0	100	43	47	11	2	0	103	33	200	17	0	1	250	9	181	19	0	1	209	662
2:45 PM	46	51	20	4	0	121	34	49	5	1	0	89	21	187	21	0	0	229	9	174	23	0	2	206	645
Hourly Total	159	198	69	14	0	440	131	163	36	8	0	338	103	736	74	0	2	913	37	729	87	0	5	853	2544
3:00 PM	41	53	24	5	0	123	34	57	5	3	0	99	36	181	19	0	3	236	10	189	25	1	1	225	683
3:15 PM	27	53	25	8	0	113	35	55	10	3	0	103	48	196	23	0	1	267	13	159	19	0	0	191	674
3:30 PM	44	59	19	16	0	138	40	67	5	9	0	121	24	164	23	0	0	211	12	218	25	0	3	255	725
3:45 PM	35	59	12	25	0	131	35	70	5	2	0	112	37	173	17	0	1	227	13	217	32	0	1	262	732
Hourly Total	147	224	80	54	0	505	144	249	25	17	0	435	145	714	82	0	5	941	48	783	101	1	5	933	2814
4:00 PM	42	54	24	10	0	130	43	57	5	1	1	106	47	189	20	0	0	256	11	162	20	0	3	193	685
4:15 PM	36	41	21	17	0	115	46	80	10	2	1	138	45	170	19	0	0	234	7	218	24	0	3	249	736
4:30 PM	28	44	19	15	0	106	32	62	5	1	0	100	39	205	19	0	0	263	6	214	16	0	2	236	705
4:45 PM	50	52	21	12	0	135	39	70	5	3	0	117	31	205	20	0	2	256	7	207	23	0	1	237	745
Hourly Total	156	191	85	54	0	486	160	269	25	7	2	461	162	769	78	0	2	1009	31	801	83	0	9	915	2871
5:00 PM	32	45	25	17	0	119	42	63	11	0	0	116	37	174	23	0	0	234	12	215	24	0	2	251	720
5:15 PM	43	50	22	8	0	123	52	54	12	0	0	118	48	225	19	0	1	292	12	178	21	0	1	211	744
5:30 PM	37	38	11	20	2	106	30	53	15	0	0	98	31	184	16	0	4	231	5	214	28	0	0	247	682
5:45 PM	31	47	13	15	0	106	31	47	9	0	0	87	35	157	19	0	1	211	12	167	19	1	0	199	603
Hourly Total	143	180	71	60	2	454	155	217	47	0	0	419	151	740	77	0	6	968	41	774	92	1	3	908	2749
6:00 PM	39	50	34	2	0	125	30	53	8	3	0	94	20	142	23	0	0	185	4	145	25	0	2	174	578
6:15 PM	47	39	20	21	0	127	33	55	6	1	0	95	20	139	24	0	2	183	7	146	20	0	2	173	578
6:30 PM	48	55	11	9	0	123	24	32	8	2	0	66	23	133	24	1	1	181	7	146	22	0	1	175	545
6:45 PM	22	39	11	19	0	91	21	37	6	1	0	65	27	132	12	0	2	171	15	165	16	0	4	196	523
Hourly Total	156	183	76	51	0	466	108	177	28	7	0	320	90	546	83	1	5	720	33	602	83	0	9	718	2224
7:00 PM	35	36	15	25	0	111	24	37	5	6	0	72	29	161	7	0	0	197	12	147	14	0	2	173	553
7:15 PM	28	31	9	21	0	89	33	34	7	4	0	78	23	122	19	0	1	164	9	166	28	0	1	203	534
7:30 PM	27	34	4	4	0	69	18	27	4	8	0	57	22	121	10	0	0	153	5	123	18	0	3	146	425
7:45 PM	24	32	5	10	0	71	15	29	2	2	0	48	23	104	17	0	0	144	9	139	17	0	2	165	428
Hourly Total	114	133	33	60	0	340	90	127	18	20	0	255	97	508	53	0	1	658	35	575	77	0	8	687	1940
8:00 PM	11	32	16	9	0	68	23	20	6	3	0	52	21	90	12	0	1	123	10	124	17	0	0	151	394
8:15 PM	23	29	6	12	0	70	21	23	2	4	0	50	10	92	13	0	0	115	12	115	18	0	0	145	380
8:30 PM	14	25	4	11	0	54	26	34	5	1	0	66	12	116	11	0	0	139	2	95	17	0	0	114	373
8:45 PM	8	23	3	16	0	50	19	16	0	5	0	40	13	100	11	0	0	124	5	95	12	0	1	112	326
Hourly Total	56	109	29	48	0	242	89	93	13	13	0	208	56	398	47	0	1	501	29	429	64	0	1	522	1473
9:00 PM	18	19	6	9	0	52	16	16	3	3	0	38	18	72	9	1	0	100	3	97	7	1	0	108	298
9:15 PM	18	8	4	6	0	36	15	15	2	3	0	35	18	113	5	0	0	136	8	79	11	3	0	101	308
9:30 PM	7	24	5	5	0	41	9	18	4	2	0	33	5	74	15	0	0	94	4	66	9	0	0	79	247
9:45 PM	5	16	4	5	0	30	8	12	1	4	0	25	12	73	6	0	0	91	3	73	7	1	2	84	230
Hourly Total	48	67	19	25	0	159	48	61	10	12	0	131	53	332	35	1	0	421	18	315	34	5	2	372	1083
10:00 PM	7	11	4	7	0	29	12	10	0	3	0	25	2	55	13	0	0	70	0	64	11	1	0	76	200
10:15 PM	6	15	2	7	0	30	2	7	1	5	0	15	3	50	8	1	0	62	2	59	9	1	0	71	178
10:30 PM	5	8	0	4	0	17	2	10	0	0	0	12	4	56	10	1	0	71	4	46	5	0	1	55	155
10:45 PM	6	8	1	3	0	18	9	6	1	0	0	16	3	44	5	0	0	52	2	34	5	0	0	41	127
Hourly Total	24	42	7	21	0	94	25	33	2	8	0	68	12	205	36	2	0	255	8	203	30	2	1	243	660
11:00 PM	6	4	6	1	0	17	9	8	2	0	0	19	7	64	10	0	0	81	0	48	2	0	0	50	167
11:15 PM	3	8	4	1	0	16	3	6	0	1	0	10	3	33	3	1	0	40	1	33	4	0	0	38	104
11:30 PM	4	2	0	1	0	7	6	13	0	1	0	20	4	41	9	1	0	55	0	30	13	0	0	43	125
11:45 PM	0	4	1	2	0	7	2	6	0	1	0	9	2	36	3	1	0	42	0	34	4	0	0	38	96
Hourly Total	13	18	11	5	0	47	20	33	2	3	0	58	16	174	25	3	0	218	1	145	23	0	0	169	492
Grand Total	2348	2949	930	780	4	7007	1905	2719	375	187	2	5186	1718	11002	1355	13	32	14088	542	10367	1397	18	65	12324	38605
Approach %	33.5	42.1	13.3	11.1	-	-	36.7	52.4	7.2	3.6	-	-	12.2	78.1	9.6	0.1	-	-	4.4	84.1	11.3	0.1	-	-	-
Total %	6.1	7.6	2.4	2.0	-	18.2	4.9	7.0	1.0	0.5	-	13.4	4.5	28.5	3.5	0.0	-	36.5	1.4	26.9	3.6	0.0	-	31.9	-
Lights	2143	2814	882	752	-	6591	1531	2588	351	174	-	4644	1660	9133	1003	8	-	11804	512	8539	1241	16	-	10308	33347
% Lights	91.3	95.4	94.8	96.4	-	94.1	80.4	95.2	93.6	93.0	-	89.5	96.6	83.0	74.0	61.5	-	83.8	94.5	82.4	88.8	88.9	-	83.6	86.4
Buses	11	15	9	6	-	41	14	12	7	3	-	36	19	43	12	0	-	74	9	77	6	0	-	92	243
% Buses	0.5	0.5	1.0	0.8	-	0.6	0.7	0.4	1.9	1.6	-	0.7	1.1	0.4	0.9	0.0	-	0.5	1.7	0.7	0.4	0.0	-	0.7	0.6
Single-Unit Trucks	84	70	27	14	-	195	79	76	11	7	-	173	26	385	78	1	-	490	8	369	63	1	-	441	1299
% Single-Unit Trucks	3.6	2.4	2.9	1.8	-	2.8	4.1	2.8	2.9	3.7	-	3.3	1.5	3.5	5.8	7.7	-	3.5	1.5	3.6	4.5	5.6	-	3.6	3.4
Articulated Trucks	110	46	12	8	-	176	280	42	6	2	-	330	13	1441	261	4	-	1719	13	1379	86	1	-	1479	3704
% Articulated Trucks	4.7	1.6	1.3	1.0	-	2.5	14.7	1.5	1.6	1.1	-	6.4	0.8	13.1	19.3	30.8	-	12.2	2.4	13.3	6.2	5.6	-	12.0	9.6
Bicycles on Road	0	4	0	0	-	4	1	1	0	1	-	3	0	0	1	0	-	1	0	3	1	0	-	4	12
% Bicycles on Road	0.0	0.1	0.0	0.0	-	0.1	0.1	0.0	0.0	0.5	-	0.1	0.0	0.0	0.1	0.0	-	0.0	0.0	0.0	0.1	0.0	-	0.0	0.0

Pedestrians	-	-	-	-	4	-	-	-	-	-	2	-	-	-	-	-	32	-	-	-	-	-	65	-	-
% Pedestrians	-	-	-	-	100.0	-	-	-	-	-	100.0	-	-	-	-	-	100.0	-	-	-	-	-	100.0	-	-

Counter: MIO:
Set up By: JH:

Traffic Planning and Design, Inc
2500 East High Street
Suite 650
Pottstown, Pennsylvania, United States 19464
610.326.3100

Count Name: #1- Market Street & Route 15
Site Code: 24 hour TM Count
Start Date: 04/11/2019
Page No: 4

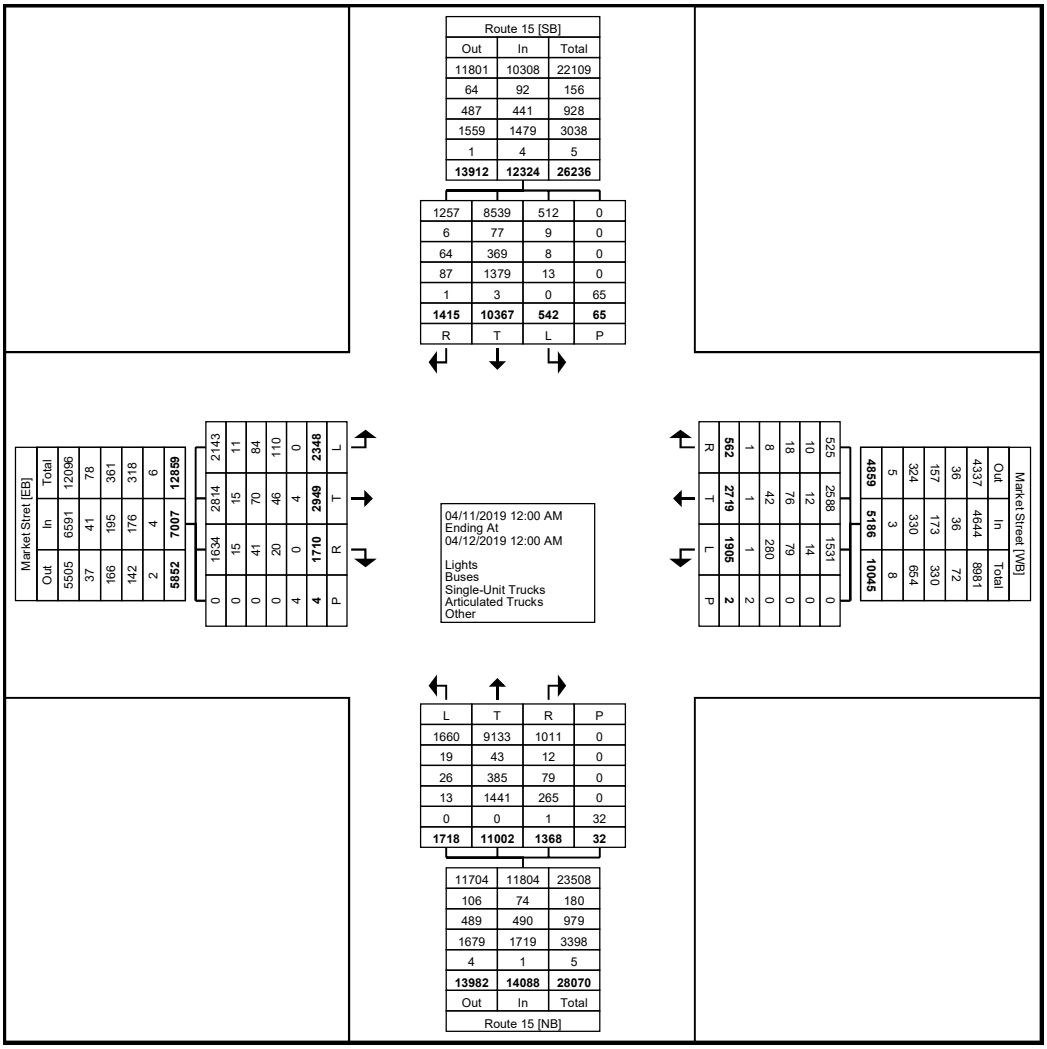

Turning Movement Data Plot

Counter: MIO:
Set up By: JH:

Traffic Planning and Design, Inc
2500 East High Street
Suite 650
Pottstown, Pennsylvania, United States 19464
610.326.3100

Count Name: #1- Market Street & Route 15
Site Code: 24 hour TM Count
Start Date: 04/11/2019
Page No: 5

Turning Movement Peak Hour Data (4:30 PM)

Start Time	Market Stret Eastbound						Market Street Westbound						Route 15 Northbound						Route 15 Southbound						
	Left	Thru	Right	Right on Red	Peds	App. Total	Left	Thru	Right	Right on Red	Peds	App. Total	Left	Thru	Right	Right on Red	Peds	App. Total	Left	Thru	Right	Right on Red	Peds	App. Total	Int. Total
4:30 PM	28	44	19	15	0	106	32	62	5	1	0	100	39	205	19	0	0	263	6	214	16	0	2	236	705
4:45 PM	50	52	21	12	0	135	39	70	5	3	0	117	31	205	20	0	2	256	7	207	23	0	1	237	745
5:00 PM	32	45	25	17	0	119	42	63	11	0	0	116	37	174	23	0	0	234	12	215	24	0	2	251	720
5:15 PM	43	50	22	8	0	123	52	54	12	0	0	118	48	225	19	0	1	292	12	178	21	0	1	211	744
Total	153	191	87	52	0	483	165	249	33	4	0	451	155	809	81	0	3	1045	37	814	84	0	6	935	2914
Approach %	31.7	39.5	18.0	10.8	-	-	36.6	55.2	7.3	0.9	-	-	14.8	77.4	7.8	0.0	-	-	4.0	87.1	9.0	0.0	-	-	-
Total %	5.3	6.6	3.0	1.8	-	16.6	5.7	8.5	1.1	0.1	-	15.5	5.3	27.8	2.8	0.0	-	35.9	1.3	27.9	2.9	0.0	-	32.1	-
PHF	0.765	0.918	0.870	0.765	-	0.894	0.793	0.889	0.688	0.333	-	0.956	0.807	0.899	0.880	0.000	-	0.895	0.771	0.947	0.875	0.000	-	0.931	0.978
Lights	143	186	86	51	-	466	159	246	32	4	-	441	154	714	69	0	-	937	37	725	77	0	-	839	2683
% Lights	93.5	97.4	98.9	98.1	-	96.5	96.4	98.8	97.0	100.0	-	97.8	99.4	88.3	85.2	-	-	89.7	100.0	89.1	91.7	-	-	89.7	92.1
Buses	1	0	0	0	-	1	1	0	1	0	-	2	1	4	0	0	-	5	0	3	0	0	-	3	11
% Buses	0.7	0.0	0.0	0.0	-	0.2	0.6	0.0	3.0	0.0	-	0.4	0.6	0.5	0.0	-	-	0.5	0.0	0.4	0.0	-	-	0.3	0.4
Single-Unit Trucks	2	2	1	1	-	6	1	3	0	0	-	4	0	12	4	0	-	16	0	11	5	0	-	16	42
% Single-Unit Trucks	1.3	1.0	1.1	1.9	-	1.2	0.6	1.2	0.0	0.0	-	0.9	0.0	1.5	4.9	-	-	1.5	0.0	1.4	6.0	-	-	1.7	1.4
Articulated Trucks	7	3	0	0	-	10	4	0	0	0	-	4	0	79	8	0	-	87	0	74	2	0	-	76	177
% Articulated Trucks	4.6	1.6	0.0	0.0	-	2.1	2.4	0.0	0.0	0.0	-	0.9	0.0	9.8	9.9	-	-	8.3	0.0	9.1	2.4	-	-	8.1	6.1
Bicycles on Road	0	0	0	0	-	0	0	0	0	0	-	0	0	0	0	0	-	0	0	1	0	0	-	1	1
% Bicycles on Road	0.0	0.0	0.0	0.0	-	0.0	0.0	0.0	0.0	0.0	-	0.0	0.0	0.0	0.0	-	-	0.0	0.0	0.1	0.0	-	-	0.1	0.0
Pedestrians	-	-	-	-	0	-	-	-	-	-	0	-	-	-	-	-	3	-	-	-	-	-	6	-	-
% Pedestrians	-	-	-	-	-	-	-	-	-	-	-	-	-	-	-	-	100.0	-	-	-	-	-	100.0	-	-

Traffic Planning and Design, Inc
2500 East High Street
Suite 650
Pottstown, Pennsylvania, United States 19464
610.326.3100

Counter: MIO:
Set up By: JH:

Count Name: #1- Market Street & Route 15
Site Code: 24 hour TM Count
Start Date: 04/11/2019
Page No: 6

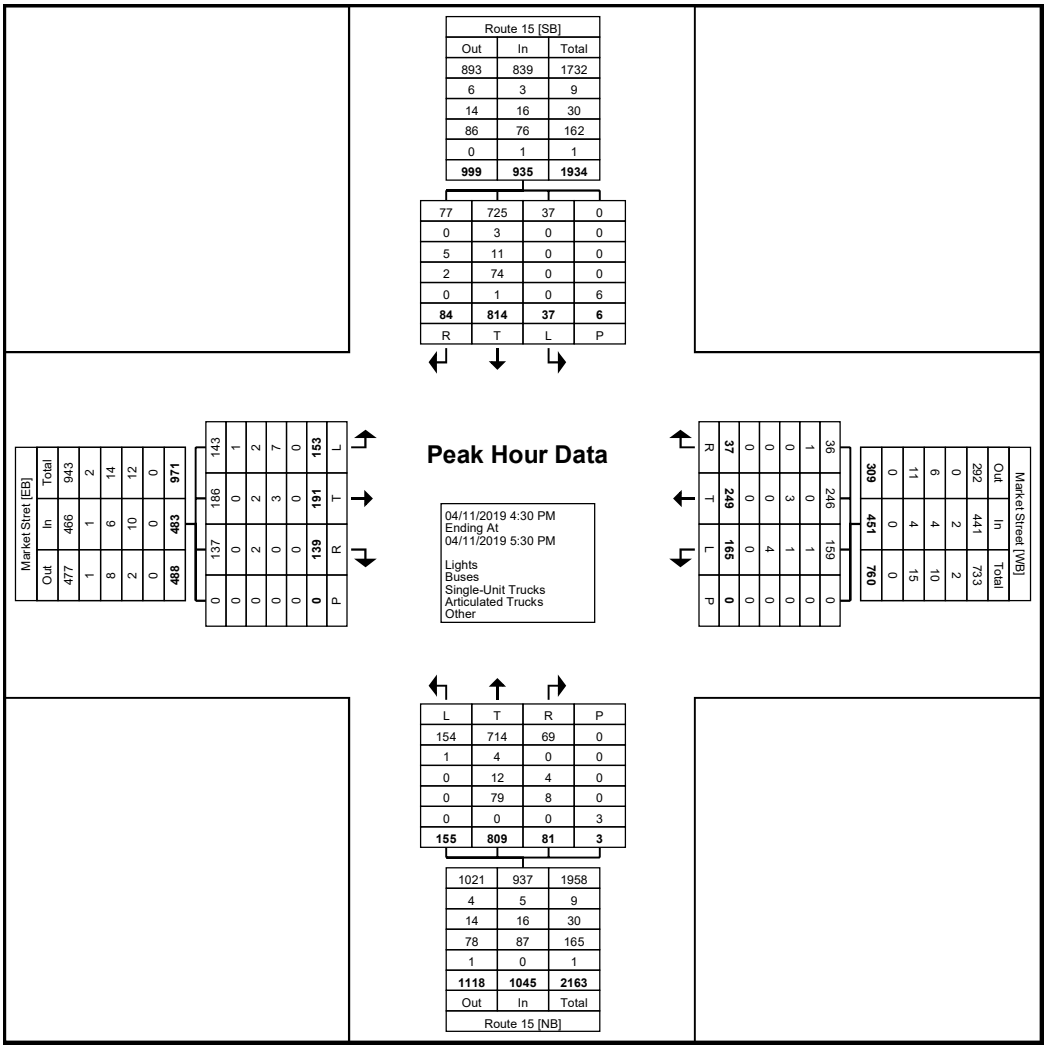

Turning Movement Peak Hour Data Plot (4:30 PM)

Counter: MIO:
Set up By: JH:

Traffic Planning and Design, Inc
2500 East High Street
Suite 650
Pottstown, Pennsylvania, United States 19464
610.326.3100

Count Name: #1- Market Street & Route 15
Site Code: 24 hour TM Count
Start Date: 04/11/2019
Page No: 7

Turning Movement Peak Hour Data (7:30 AM)

Start Time	Market Stret Eastbound						Market Street Westbound						Route 15 Northbound						Route 15 Southbound						
	Left	Thru	Right	Right on Red	Peds	App. Total	Left	Thru	Right	Right on Red	Peds	App. Total	Left	Thru	Right	Right on Red	Peds	App. Total	Left	Thru	Right	Right on Red	Peds	App. Total	Int. Total
7:30 AM	58	78	15	16	0	167	31	48	4	3	0	86	31	236	19	0	0	286	5	138	21	0	3	164	703
7:45 AM	44	62	8	11	0	125	24	51	3	0	0	78	28	210	25	0	0	263	9	145	24	0	0	178	644
8:00 AM	37	50	29	8	0	124	28	35	1	0	0	64	25	165	13	0	1	203	3	133	19	1	0	156	547
8:15 AM	49	53	23	8	0	133	33	43	6	5	0	87	30	197	15	0	0	242	8	160	17	3	0	188	650
Total	188	243	75	43	0	549	116	177	14	8	0	315	114	808	72	0	1	994	25	576	81	4	3	686	2544
Approach %	34.2	44.3	13.7	7.8	-	-	36.8	56.2	4.4	2.5	-	-	11.5	81.3	7.2	0.0	-	-	3.6	84.0	11.8	0.6	-	-	-
Total %	7.4	9.6	2.9	1.7	-	21.6	4.6	7.0	0.6	0.3	-	12.4	4.5	31.8	2.8	0.0	-	39.1	1.0	22.6	3.2	0.2	-	27.0	-
PHF	0.810	0.779	0.647	0.672	-	0.822	0.879	0.868	0.583	0.400	-	0.905	0.919	0.856	0.720	0.000	-	0.869	0.694	0.900	0.844	0.333	-	0.912	0.905
Lights	169	237	72	40	-	518	95	167	12	7	-	281	108	692	48	0	-	848	23	468	72	3	-	566	2213
% Lights	89.9	97.5	96.0	93.0	-	94.4	81.9	94.4	85.7	87.5	-	89.2	94.7	85.6	66.7	-	-	85.3	92.0	81.3	88.9	75.0	-	82.5	87.0
Buses	2	0	0	1	-	3	1	2	0	0	-	3	4	3	1	0	-	8	0	6	0	0	-	6	20
% Buses	1.1	0.0	0.0	2.3	-	0.5	0.9	1.1	0.0	0.0	-	1.0	3.5	0.4	1.4	-	-	0.8	0.0	1.0	0.0	0.0	-	0.9	0.8
Single-Unit Trucks	8	4	2	1	-	15	6	3	2	1	-	12	1	34	10	0	-	45	0	32	4	1	-	37	109
% Single-Unit Trucks	4.3	1.6	2.7	2.3	-	2.7	5.2	1.7	14.3	12.5	-	3.8	0.9	4.2	13.9	-	-	4.5	0.0	5.6	4.9	25.0	-	5.4	4.3
Articulated Trucks	9	1	1	1	-	12	14	5	0	0	-	19	1	79	13	0	-	93	2	70	5	0	-	77	201
% Articulated Trucks	4.8	0.4	1.3	2.3	-	2.2	12.1	2.8	0.0	0.0	-	6.0	0.9	9.8	18.1	-	-	9.4	8.0	12.2	6.2	0.0	-	11.2	7.9
Bicycles on Road	0	1	0	0	-	1	0	0	0	0	-	0	0	0	0	0	-	0	0	0	0	0	-	0	1
% Bicycles on Road	0.0	0.4	0.0	0.0	-	0.2	0.0	0.0	0.0	0.0	-	0.0	0.0	0.0	0.0	-	-	0.0	0.0	0.0	0.0	0.0	-	0.0	0.0
Pedestrians	-	-	-	-	0	-	-	-	-	-	0	-	-	-	-	-	1	-	-	-	-	-	3	-	-
% Pedestrians	-	-	-	-	-	-	-	-	-	-	-	-	-	-	-	-	100.0	-	-	-	-	-	100.0	-	-

Counter: MIO:
Set up By: JH:

Traffic Planning and Design, Inc
2500 East High Street
Suite 650
Pottstown, Pennsylvania, United States 19464
610.326.3100

Count Name: #1- Market Street & Route 15
Site Code: 24 hour TM Count
Start Date: 04/11/2019
Page No: 8

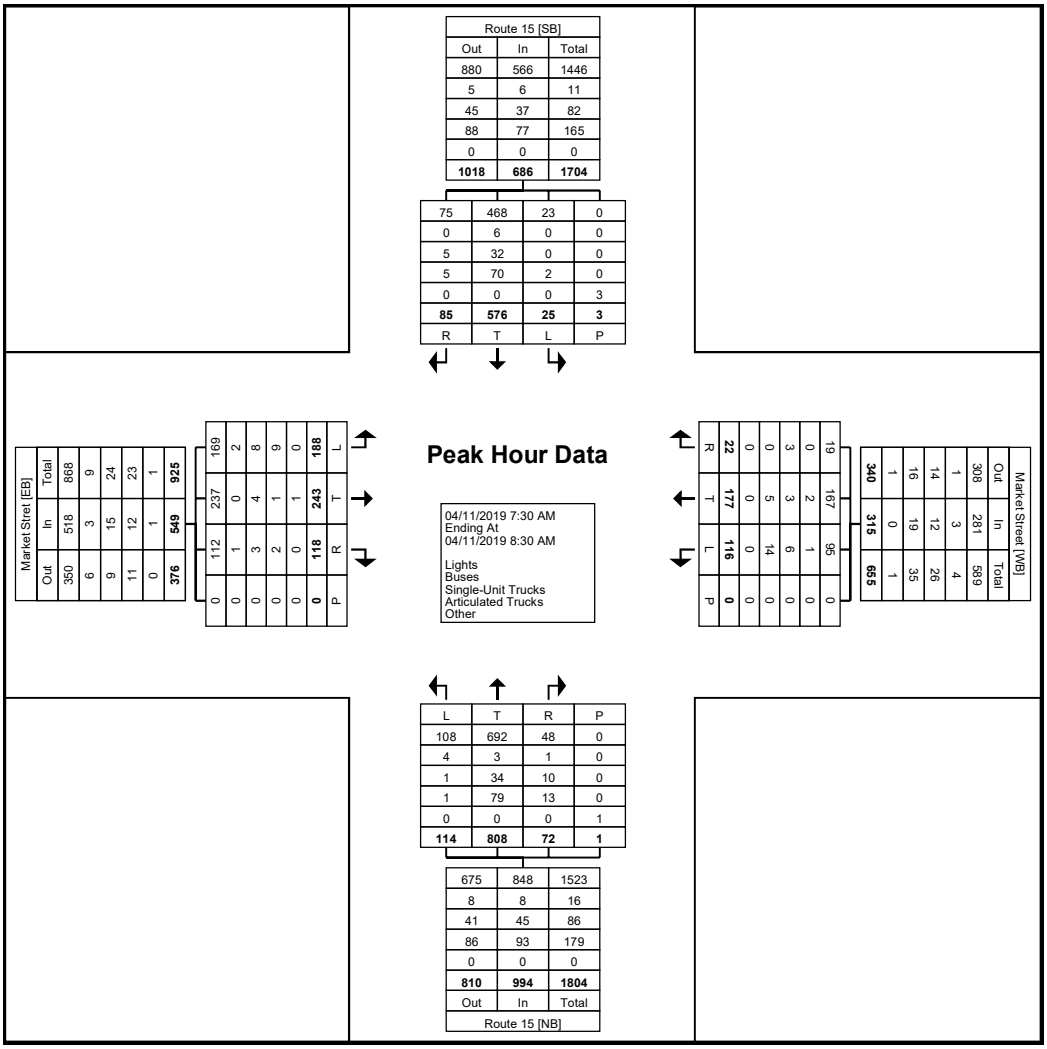

Turning Movement Peak Hour Data Plot (7:30 AM)

Counter: MIO:
Set up By: JH:

Traffic Planning and Design, Inc
2500 East High Street
Suite 650
Pottstown, Pennsylvania, United States 19464
610.326.3100

Count Name: #1- Market Street & Route 15
Site Code: 24 hour TM Count
Start Date: 04/11/2019
Page No: 9

Turning Movement Peak Hour Data (3:30 PM)

Start Time	Market Stret Eastbound						Market Street Westbound						Route 15 Northbound						Route 15 Southbound						
	Left	Thru	Right	Right on Red	Peds	App. Total	Left	Thru	Right	Right on Red	Peds	App. Total	Left	Thru	Right	Right on Red	Peds	App. Total	Left	Thru	Right	Right on Red	Peds	App. Total	Int. Total
3:30 PM	44	59	19	16	0	138	40	67	5	9	0	121	24	164	23	0	0	211	12	218	25	0	3	255	725
3:45 PM	35	59	12	25	0	131	35	70	5	2	0	112	37	173	17	0	1	227	13	217	32	0	1	262	732
4:00 PM	42	54	24	10	0	130	43	57	5	1	1	106	47	189	20	0	0	256	11	162	20	0	3	193	685
4:15 PM	36	41	21	17	0	115	46	80	10	2	1	138	45	170	19	0	0	234	7	218	24	0	3	249	736
Total	157	213	76	68	0	514	164	274	25	14	2	477	153	696	79	0	1	928	43	815	101	0	10	959	2878
Approach %	30.5	41.4	14.8	13.2	-	-	34.4	57.4	5.2	2.9	-	-	16.5	75.0	8.5	0.0	-	-	4.5	85.0	10.5	0.0	-	-	-
Total %	5.5	7.4	2.6	2.4	-	17.9	5.7	9.5	0.9	0.5	-	16.6	5.3	24.2	2.7	0.0	-	32.2	1.5	28.3	3.5	0.0	-	33.3	-
PHF	0.892	0.903	0.792	0.680	-	0.931	0.891	0.856	0.625	0.389	-	0.864	0.814	0.921	0.859	0.000	-	0.906	0.827	0.935	0.789	0.000	-	0.915	0.978
Lights	144	210	74	67	-	495	145	270	24	14	-	453	147	599	66	0	-	812	41	704	93	0	-	838	2598
% Lights	91.7	98.6	97.4	98.5	-	96.3	88.4	98.5	96.0	100.0	-	95.0	96.1	86.1	83.5	-	-	87.5	95.3	86.4	92.1	-	-	87.4	90.3
Buses	1	0	2	1	-	4	3	0	1	0	-	4	4	8	0	0	-	12	2	8	0	0	-	10	30
% Buses	0.6	0.0	2.6	1.5	-	0.8	1.8	0.0	4.0	0.0	-	0.8	2.6	1.1	0.0	-	-	1.3	4.7	1.0	0.0	-	-	1.0	1.0
Single-Unit Trucks	3	3	0	0	-	6	4	3	0	0	-	7	0	18	5	0	-	23	0	27	1	0	-	28	64
% Single-Unit Trucks	1.9	1.4	0.0	0.0	-	1.2	2.4	1.1	0.0	0.0	-	1.5	0.0	2.6	6.3	-	-	2.5	0.0	3.3	1.0	-	-	2.9	2.2
Articulated Trucks	9	0	0	0	-	9	12	0	0	0	-	12	2	71	8	0	-	81	0	76	6	0	-	82	184
% Articulated Trucks	5.7	0.0	0.0	0.0	-	1.8	7.3	0.0	0.0	0.0	-	2.5	1.3	10.2	10.1	-	-	8.7	0.0	9.3	5.9	-	-	8.6	6.4
Bicycles on Road	0	0	0	0	-	0	0	1	0	0	-	1	0	0	0	0	-	0	0	0	1	0	-	1	2
% Bicycles on Road	0.0	0.0	0.0	0.0	-	0.0	0.0	0.4	0.0	0.0	-	0.2	0.0	0.0	0.0	-	-	0.0	0.0	0.0	1.0	-	-	0.1	0.1
Pedestrians	-	-	-	-	0	-	-	-	-	-	2	-	-	-	-	-	1	-	-	-	-	-	10	-	-
% Pedestrians	-	-	-	-	-	-	-	-	-	-	100.0	-	-	-	-	-	100.0	-	-	-	-	-	100.0	-	-

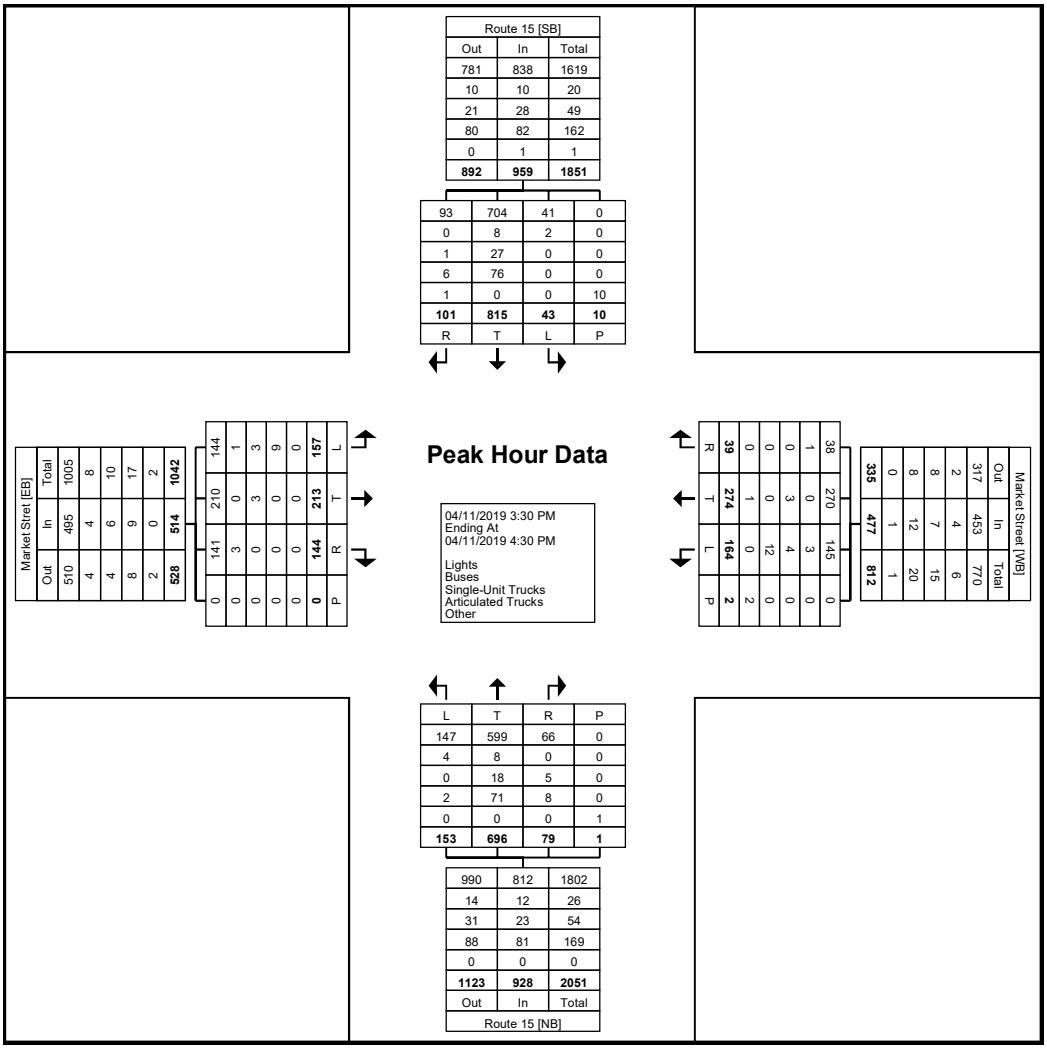

Turning Movement Peak Hour Data Plot (3:30 PM)

Counter: MIO:
Set up By: JH:

Traffic Planning and Design, Inc
2500 East High Street
Suite 650
Pottstown, Pennsylvania, United States 19464
610.326.3100

Count Name: Market Street & 7th Street
Site Code: AM & PM
Start Date: 04/10/2019
Page No: 1

Turning Movement Data

Start Time	Market Street Eastbound					Market Street Westbound						7th Street Northbound						7th Street Southbound						
	Left	Thru	Right	Peds	App. Total	Left	Thru	Right	Right on Red	Peds	App. Total	Left	Thru	Right	Right on Red	Peds	App. Total	Left	Thru	Right	Right on Red	Peds	App. Total	Int. Total
3:30 PM	0	78	3	1	81	4	99	4	0	3	107	7	26	3	0	2	36	8	15	4	0	2	27	251
3:45 PM	1	70	2	3	73	4	109	4	1	1	118	14	24	5	1	4	44	7	13	2	0	6	22	257
4:00 PM	0	83	6	5	89	1	101	3	1	2	106	16	17	5	1	3	39	9	15	2	1	6	27	261
4:15 PM	1	70	2	1	73	5	111	8	0	3	124	10	29	9	1	2	49	10	11	3	0	1	24	270
Grand Total	2	301	13	10	316	14	420	19	2	9	455	47	96	22	3	11	168	34	54	11	1	15	100	1039
Approach %	0.6	95.3	4.1	-	-	3.1	92.3	4.2	0.4	-	-	28.0	57.1	13.1	1.8	-	-	34.0	54.0	11.0	1.0	-	-	-
Total %	0.2	29.0	1.3	-	30.4	1.3	40.4	1.8	0.2	-	43.8	4.5	9.2	2.1	0.3	-	16.2	3.3	5.2	1.1	0.1	-	9.6	-
Lights	2	280	13	-	295	13	392	19	1	-	425	46	96	19	3	-	164	33	54	11	1	-	99	983
% Lights	100.0	93.0	100.0	-	93.4	92.9	93.3	100.0	50.0	-	93.4	97.9	100.0	86.4	100.0	-	97.6	97.1	100.0	100.0	100.0	-	99.0	94.6
Other Vehicles	0	21	0	-	21	1	28	0	0	-	29	1	0	2	0	-	3	1	0	0	0	-	1	54
% Other Vehicles	0.0	7.0	0.0	-	6.6	7.1	6.7	0.0	0.0	-	6.4	2.1	0.0	9.1	0.0	-	1.8	2.9	0.0	0.0	0.0	-	1.0	5.2
Bicycles on Road	0	0	0	-	0	0	0	0	1	-	1	0	0	1	0	-	1	0	0	0	0	-	0	2
% Bicycles on Road	0.0	0.0	0.0	-	0.0	0.0	0.0	0.0	50.0	-	0.2	0.0	0.0	4.5	0.0	-	0.6	0.0	0.0	0.0	0.0	-	0.0	0.2
Bicycles on Crosswalk	-	-	-	0	-	-	-	-	-	0	-	-	-	-	-	0	-	-	-	-	-	3	-	-
% Bicycles on Crosswalk	-	-	-	0.0	-	-	-	-	-	0.0	-	-	-	-	-	0.0	-	-	-	-	-	20.0	-	-
Pedestrians	-	-	-	10	-	-	-	-	-	9	-	-	-	-	-	11	-	-	-	-	-	12	-	-
% Pedestrians	-	-	-	100.0	-	-	-	-	-	100.0	-	-	-	-	-	100.0	-	-	-	-	-	80.0	-	-

Traffic Planning and Design, Inc
2500 East High Street
Suite 650
Pottstown, Pennsylvania, United States 19464
610.326.3100

Counter: MIO:
Set up By: JH:

Count Name: Market Street & 7th Street
Site Code: AM & PM
Start Date: 04/10/2019
Page No: 2

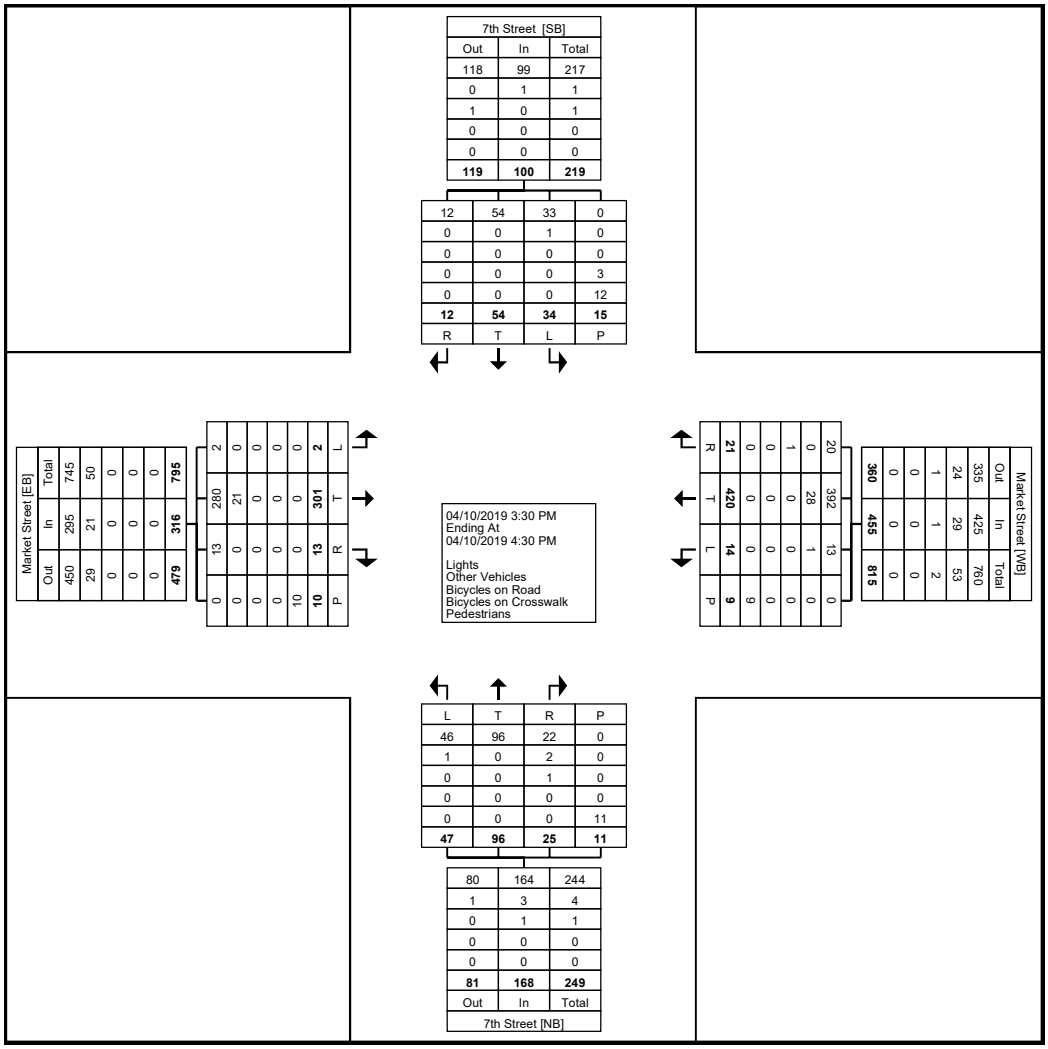

Turning Movement Data Plot

Counter: MIO:
Set up By: JH:

Traffic Planning and Design, Inc
2500 East High Street
Suite 650
Pottstown, Pennsylvania, United States 19464
610.326.3100

Count Name: Market Street & 7th Street
Site Code: AM & PM
Start Date: 04/10/2019
Page No: 3

Turning Movement Peak Hour Data (3:30 PM)

Start Time	Market Street Eastbound					Market Street Westbound						7th Street Northbound						7th Street Southbound						
	Left	Thru	Right	Peds	App. Total	Left	Thru	Right	Right on Red	Peds	App. Total	Left	Thru	Right	Right on Red	Peds	App. Total	Left	Thru	Right	Right on Red	Peds	App. Total	Int. Total
3:30 PM	0	78	3	1	81	4	99	4	0	3	107	7	26	3	0	2	36	8	15	4	0	2	27	251
3:45 PM	1	70	2	3	73	4	109	4	1	1	118	14	24	5	1	4	44	7	13	2	0	6	22	257
4:00 PM	0	83	6	5	89	1	101	3	1	2	106	16	17	5	1	3	39	9	15	2	1	6	27	261
4:15 PM	1	70	2	1	73	5	111	8	0	3	124	10	29	9	1	2	49	10	11	3	0	1	24	270
Total	2	301	13	10	316	14	420	19	2	9	455	47	96	22	3	11	168	34	54	11	1	15	100	1039
Approach %	0.6	95.3	4.1	-	-	3.1	92.3	4.2	0.4	-	-	28.0	57.1	13.1	1.8	-	-	34.0	54.0	11.0	1.0	-	-	-
Total %	0.2	29.0	1.3	-	30.4	1.3	40.4	1.8	0.2	-	43.8	4.5	9.2	2.1	0.3	-	16.2	3.3	5.2	1.1	0.1	-	9.6	-
PHF	0.500	0.907	0.542	-	0.888	0.700	0.946	0.594	0.500	-	0.917	0.734	0.828	0.611	0.750	-	0.857	0.850	0.900	0.688	0.250	-	0.926	0.962
Lights	2	280	13	-	295	13	392	19	1	-	425	46	96	19	3	-	164	33	54	11	1	-	99	983
% Lights	100.0	93.0	100.0	-	93.4	92.9	93.3	100.0	50.0	-	93.4	97.9	100.0	86.4	100.0	-	97.6	97.1	100.0	100.0	100.0	-	99.0	94.6
Other Vehicles	0	21	0	-	21	1	28	0	0	-	29	1	0	2	0	-	3	1	0	0	0	-	1	54
% Other Vehicles	0.0	7.0	0.0	-	6.6	7.1	6.7	0.0	0.0	-	6.4	2.1	0.0	9.1	0.0	-	1.8	2.9	0.0	0.0	0.0	-	1.0	5.2
Bicycles on Road	0	0	0	-	0	0	0	0	1	-	1	0	0	1	0	-	1	0	0	0	0	-	0	2
% Bicycles on Road	0.0	0.0	0.0	-	0.0	0.0	0.0	0.0	50.0	-	0.2	0.0	0.0	4.5	0.0	-	0.6	0.0	0.0	0.0	0.0	-	0.0	0.2
Bicycles on Crosswalk	-	-	-	0	-	-	-	-	-	0	-	-	-	-	-	0	-	-	-	-	-	3	-	-
% Bicycles on Crosswalk	-	-	-	0.0	-	-	-	-	-	0.0	-	-	-	-	-	0.0	-	-	-	-	-	20.0	-	-
Pedestrians	-	-	-	10	-	-	-	-	-	9	-	-	-	-	-	11	-	-	-	-	-	12	-	-
% Pedestrians	-	-	-	100.0	-	-	-	-	-	100.0	-	-	-	-	-	100.0	-	-	-	-	-	80.0	-	-

Counter: MIO:
Set up By: JH:

Traffic Planning and Design, Inc
2500 East High Street
Suite 650
Pottstown, Pennsylvania, United States 19464
610.326.3100

Count Name: Market Street & 7th Street
Site Code: AM & PM
Start Date: 04/10/2019
Page No: 4

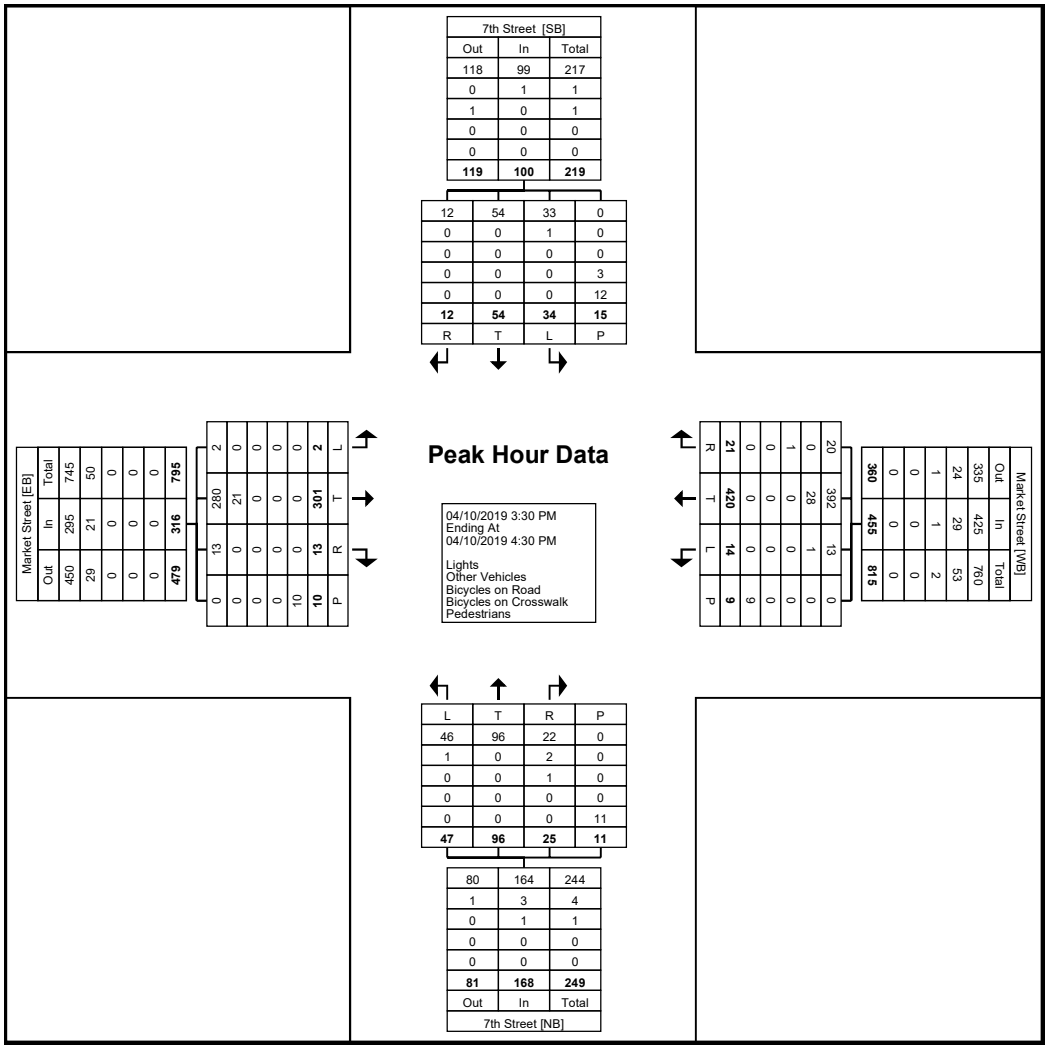

Turning Movement Peak Hour Data Plot (3:30 PM)

Couter: MIO:
Counted By::

Location: 40.961912, -76.88923

Traffic Planning and Design, Inc
2500 East High Street
Suite 650
Pottstown, Pennsylvania, United States 19464
610.326.3100

Count Name: Market Street & 7th Street (AM)
Site Code: AM Peak
Start Date: 04/10/2019
Page No: 1

Turning Movement Data

Start Time	Market Street (SR 45) Eastbound						Market Street (SR 45) Westbound						7th Street Northbound						7th Street Southbound						
	Left	Thru	Right	Right on Red	Peds	App. Total	Left	Thru	Right	Right on Red	Peds	App. Total	Left	Thru	Right	Right on Red	Peds	App. Total	Left	Thru	Right	Right on Red	Peds	App. Total	Int. Total
7:15 AM	0	78	1	0	1	79	2	79	5	0	1	86	4	14	4	2	2	24	4	11	0	2	0	17	206
7:30 AM	1	99	5	0	0	105	3	78	3	1	0	85	5	11	4	1	0	21	10	11	2	1	1	24	235
7:45 AM	0	76	4	0	4	80	4	72	1	0	2	77	3	12	7	1	3	23	7	19	4	0	2	30	210
8:00 AM	0	61	5	0	0	66	5	80	4	0	2	89	4	14	2	0	0	20	7	14	2	0	4	23	198
Grand Total	1	314	15	0	5	330	14	309	13	1	5	337	16	51	17	4	5	88	28	55	8	3	7	94	849
Approach %	0.3	95.2	4.5	0.0	-	-	4.2	91.7	3.9	0.3	-	-	18.2	58.0	19.3	4.5	-	-	29.8	58.5	8.5	3.2	-	-	-
Total %	0.1	37.0	1.8	0.0	-	38.9	1.6	36.4	1.5	0.1	-	39.7	1.9	6.0	2.0	0.5	-	10.4	3.3	6.5	0.9	0.4	-	11.1	-
Lights	1	278	15	0	-	294	14	267	12	1	-	294	14	47	15	3	-	79	26	53	8	3	-	90	757
% Lights	100.0	88.5	100.0	-	-	89.1	100.0	86.4	92.3	100.0	-	87.2	87.5	92.2	88.2	75.0	-	89.8	92.9	96.4	100.0	100.0	-	95.7	89.2
Other Vehicles	0	36	0	0	-	36	0	42	1	0	-	43	2	4	2	0	-	8	2	1	0	0	-	3	90
% Other Vehicles	0.0	11.5	0.0	-	-	10.9	0.0	13.6	7.7	0.0	-	12.8	12.5	7.8	11.8	0.0	-	9.1	7.1	1.8	0.0	0.0	-	3.2	10.6
Bicycles on Road	0	0	0	0	-	0	0	0	0	0	-	0	0	0	0	1	-	1	0	1	0	0	-	1	2
% Bicycles on Road	0.0	0.0	0.0	-	-	0.0	0.0	0.0	0.0	0.0	-	0.0	0.0	0.0	0.0	25.0	-	1.1	0.0	1.8	0.0	0.0	-	1.1	0.2
Bicycles on Crosswalk	-	-	-	-	0	-	-	-	-	-	0	-	-	-	-	-	0	-	-	-	-	-	0	-	-
% Bicycles on Crosswalk	-	-	-	-	0.0	-	-	-	-	-	0.0	-	-	-	-	-	0.0	-	-	-	-	-	0.0	-	-
Pedestrians	-	-	-	-	5	-	-	-	-	-	5	-	-	-	-	-	5	-	-	-	-	-	7	-	-
% Pedestrians	-	-	-	-	100.0	-	-	-	-	-	100.0	-	-	-	-	-	100.0	-	-	-	-	-	100.0	-	-

Traffic Planning and Design, Inc
2500 East High Street
Suite 650
Pottstown, Pennsylvania, United States 19464
610.326.3100

Couter: MIO:
Counted By::

Location: 40.961912, -76.88923

Count Name: Market Street & 7th Street (AM)
Site Code: AM Peak
Start Date: 04/10/2019
Page No: 2

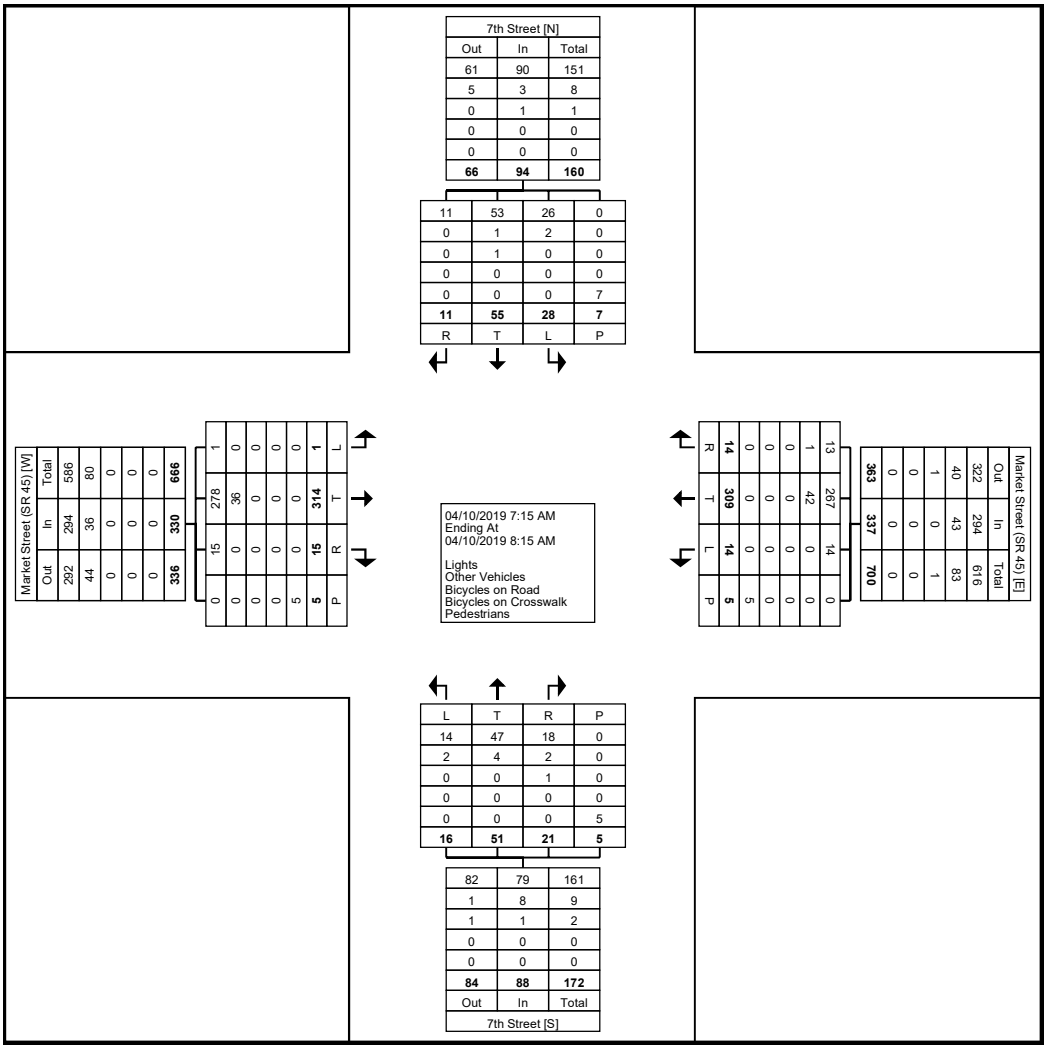

Turning Movement Data Plot

Couter: MIO:
Counted By::

Location: 40.961912, -76.88923

Traffic Planning and Design, Inc
2500 East High Street
Suite 650
Pottstown, Pennsylvania, United States 19464
610.326.3100

Count Name: Market Street & 7th Street (AM)
Site Code: AM Peak
Start Date: 04/10/2019
Page No: 3

Turning Movement Peak Hour Data (7:15 AM)

Start Time	Market Street (SR 45) Eastbound						Market Street (SR 45) Westbound						7th Street Northbound						7th Street Southbound						
	Left	Thru	Right	Right on Red	Peds	App. Total	Left	Thru	Right	Right on Red	Peds	App. Total	Left	Thru	Right	Right on Red	Peds	App. Total	Left	Thru	Right	Right on Red	Peds	App. Total	Int. Total
7:15 AM	0	78	1	0	1	79	2	79	5	0	1	86	4	14	4	2	2	24	4	11	0	2	0	17	206
7:30 AM	1	99	5	0	0	105	3	78	3	1	0	85	5	11	4	1	0	21	10	11	2	1	1	24	235
7:45 AM	0	76	4	0	4	80	4	72	1	0	2	77	3	12	7	1	3	23	7	19	4	0	2	30	210
8:00 AM	0	61	5	0	0	66	5	80	4	0	2	89	4	14	2	0	0	20	7	14	2	0	4	23	198
Total	1	314	15	0	5	330	14	309	13	1	5	337	16	51	17	4	5	88	28	55	8	3	7	94	849
Approach %	0.3	95.2	4.5	0.0	-	-	4.2	91.7	3.9	0.3	-	-	18.2	58.0	19.3	4.5	-	-	29.8	58.5	8.5	3.2	-	-	-
Total %	0.1	37.0	1.8	0.0	-	38.9	1.6	36.4	1.5	0.1	-	39.7	1.9	6.0	2.0	0.5	-	10.4	3.3	6.5	0.9	0.4	-	11.1	-
PHF	0.250	0.793	0.750	0.000	-	0.786	0.700	0.966	0.650	0.250	-	0.947	0.800	0.911	0.607	0.500	-	0.917	0.700	0.724	0.500	0.375	-	0.783	0.903
Lights	1	278	15	0	-	294	14	267	12	1	-	294	14	47	15	3	-	79	26	53	8	3	-	90	757
% Lights	100.0	88.5	100.0	-	-	89.1	100.0	86.4	92.3	100.0	-	87.2	87.5	92.2	88.2	75.0	-	89.8	92.9	96.4	100.0	100.0	-	95.7	89.2
Other Vehicles	0	36	0	0	-	36	0	42	1	0	-	43	2	4	2	0	-	8	2	1	0	0	-	3	90
% Other Vehicles	0.0	11.5	0.0	-	-	10.9	0.0	13.6	7.7	0.0	-	12.8	12.5	7.8	11.8	0.0	-	9.1	7.1	1.8	0.0	0.0	-	3.2	10.6
Bicycles on Road	0	0	0	0	-	0	0	0	0	0	-	0	0	0	0	1	-	1	0	1	0	0	-	1	2
% Bicycles on Road	0.0	0.0	0.0	-	-	0.0	0.0	0.0	0.0	0.0	-	0.0	0.0	0.0	0.0	25.0	-	1.1	0.0	1.8	0.0	0.0	-	1.1	0.2
Bicycles on Crosswalk	-	-	-	-	0	-	-	-	-	-	0	-	-	-	-	-	0	-	-	-	-	-	0	-	-
% Bicycles on Crosswalk	-	-	-	-	0.0	-	-	-	-	-	0.0	-	-	-	-	-	0.0	-	-	-	-	-	0.0	-	-
Pedestrians	-	-	-	-	5	-	-	-	-	-	5	-	-	-	-	-	5	-	-	-	-	-	7	-	-
% Pedestrians	-	-	-	-	100.0	-	-	-	-	-	100.0	-	-	-	-	-	100.0	-	-	-	-	-	100.0	-	-

Traffic Planning and Design, Inc
2500 East High Street
Suite 650
Pottstown, Pennsylvania, United States 19464
610.326.3100

Couter: MIO:
Counted By::

Location: 40.961912, -76.88923

Count Name: Market Street & 7th Street (AM)
Site Code: AM Peak
Start Date: 04/10/2019
Page No: 4

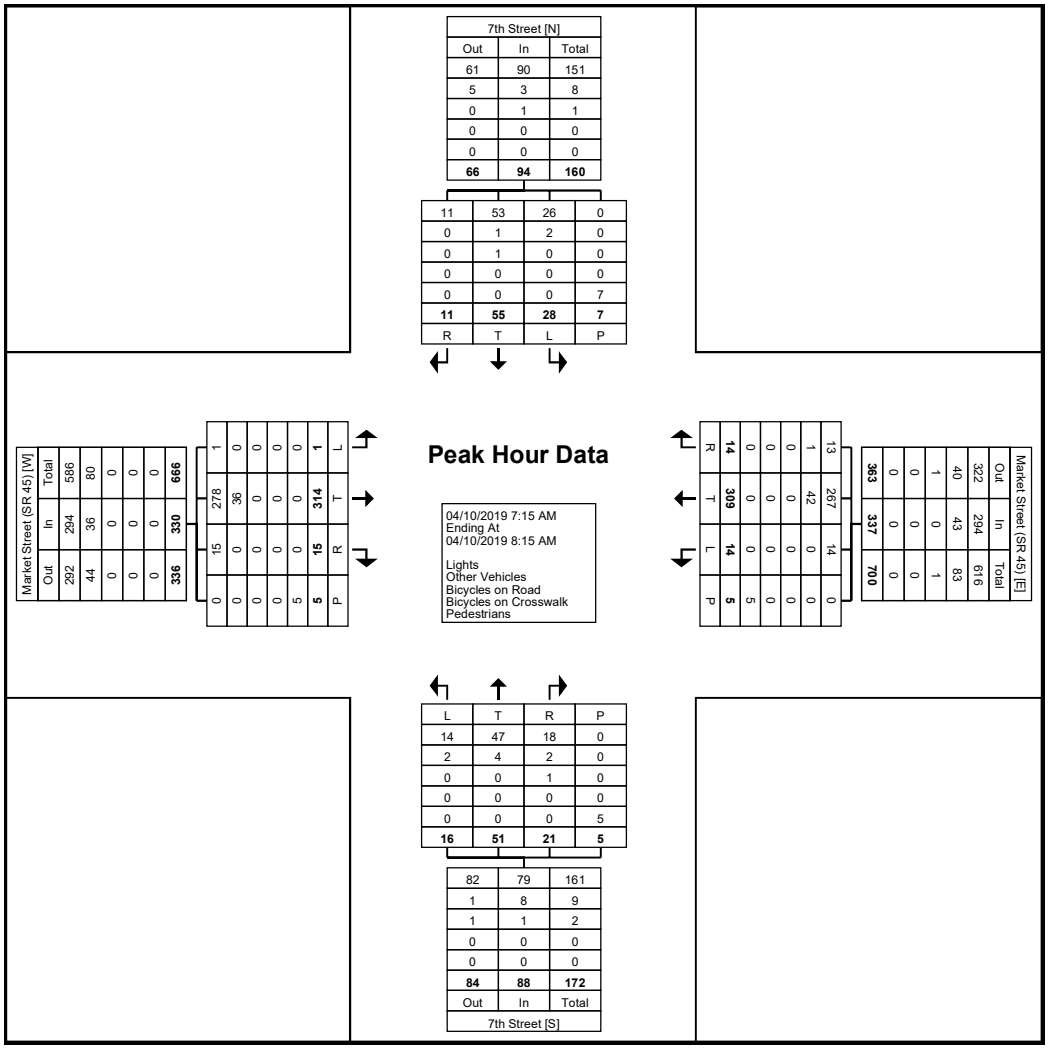

Turning Movement Peak Hour Data Plot (7:15 AM)

Couter: MIO:
Counted By::

Location: 40.963765, -76.885966

Traffic Planning and Design, Inc
2500 East High Street
Suite 650
Pottstown, Pennsylvania, United States 19464
610.326.3100

Count Name: Market Street & 4th Street (AM)
Site Code: AM
Start Date: 04/10/2019
Page No: 1

Turning Movement Data

Start Time	Market Street (SR 45) Eastbound					Market Street (SR 45) Westbound					4th Street Northbound					4th Street Southbound					
	Left	Thru	Right	Peds	App. Total	Left	Thru	Right	Peds	App. Total	Left	Thru	Right	Peds	App. Total	Left	Thru	Right	Peds	App. Total	Int. Total
7:15 AM	0	78	0	2	78	0	76	0	0	76	5	0	1	2	6	12	2	8	0	22	182
7:30 AM	0	91	7	0	98	0	78	0	0	78	3	0	2	0	5	8	4	8	0	20	201
7:45 AM	0	75	5	0	80	0	79	0	3	79	4	0	3	2	7	5	8	2	1	15	181
8:00 AM	0	69	4	0	73	3	82	0	0	85	2	0	0	2	2	5	6	8	2	19	179
Grand Total	0	313	16	2	329	3	315	0	3	318	14	0	6	6	20	30	20	26	3	76	743
Approach %	0.0	95.1	4.9	-	-	0.9	99.1	0.0	-	-	70.0	0.0	30.0	-	-	39.5	26.3	34.2	-	-	-
Total %	0.0	42.1	2.2	-	44.3	0.4	42.4	0.0	-	42.8	1.9	0.0	0.8	-	2.7	4.0	2.7	3.5	-	10.2	-
Lights	0	274	16	-	290	3	270	0	-	273	14	0	6	-	20	28	20	26	-	74	657
% Lights	-	87.5	100.0	-	88.1	100.0	85.7	-	-	85.8	100.0	-	100.0	-	100.0	93.3	100.0	100.0	-	97.4	88.4
Other Vehicles	0	38	0	-	38	0	44	0	-	44	0	0	0	-	0	2	0	0	-	2	84
% Other Vehicles	-	12.1	0.0	-	11.6	0.0	14.0	-	-	13.8	0.0	-	0.0	-	0.0	6.7	0.0	0.0	-	2.6	11.3
Bicycles on Road	0	1	0	-	1	0	1	0	-	1	0	0	0	-	0	0	0	0	-	0	2
% Bicycles on Road	-	0.3	0.0	-	0.3	0.0	0.3	-	-	0.3	0.0	-	0.0	-	0.0	0.0	0.0	0.0	-	0.0	0.3
Bicycles on Crosswalk	-	-	-	0	-	-	-	-	0	-	-	-	-	0	-	-	-	-	0	-	-
% Bicycles on Crosswalk	-	-	-	0.0	-	-	-	-	0.0	-	-	-	-	0.0	-	-	-	-	0.0	-	-
Pedestrians	-	-	-	2	-	-	-	-	3	-	-	-	-	6	-	-	-	-	3	-	-
% Pedestrians	-	-	-	100.0	-	-	-	-	100.0	-	-	-	-	100.0	-	-	-	-	100.0	-	-

Traffic Planning and Design, Inc
2500 East High Street
Suite 650
Pottstown, Pennsylvania, United States 19464
610.326.3100

Couter: MIO:
Counted By::

Location: 40.963765, -76.885966

Count Name: Market Street & 4th Street (AM)
Site Code: AM
Start Date: 04/10/2019
Page No: 2

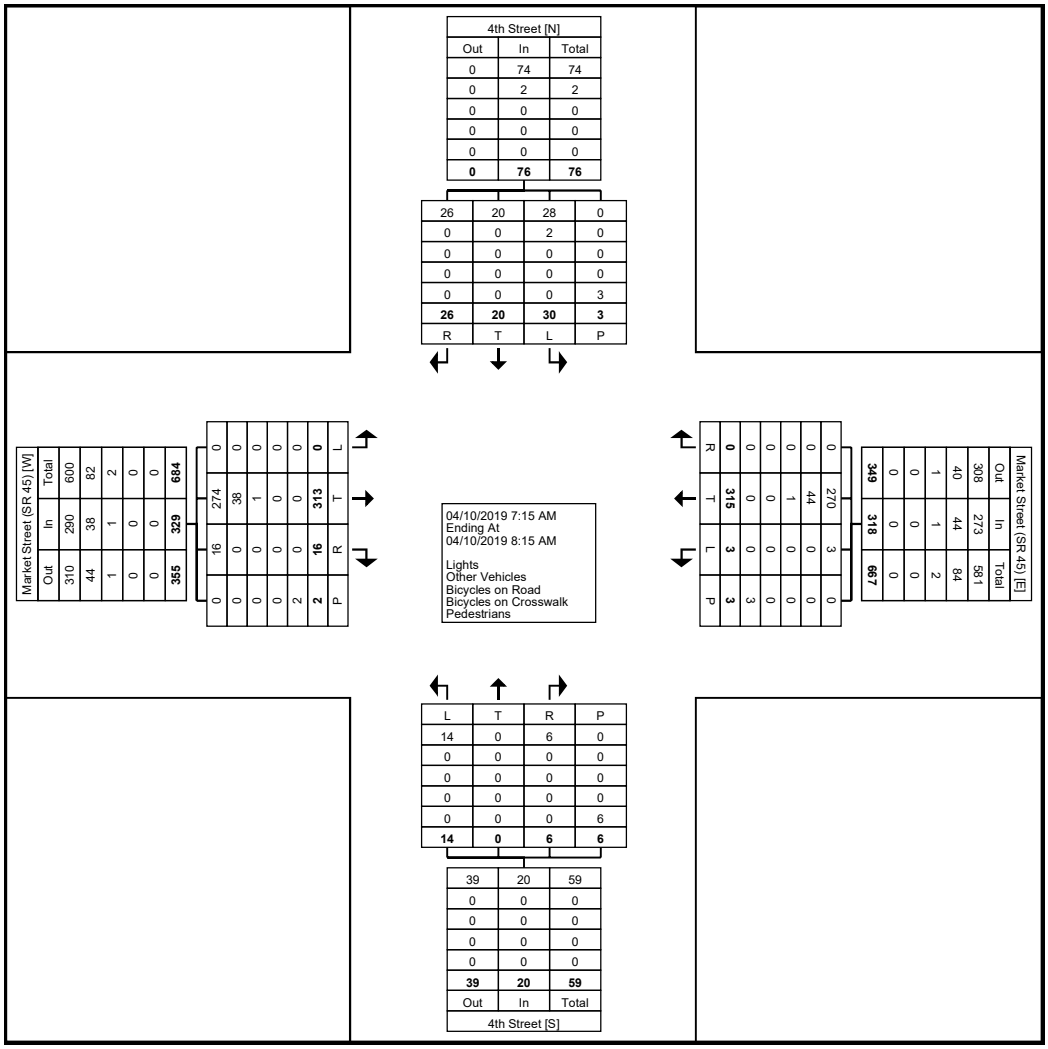

Turning Movement Data Plot

Couter: MIO:
Counted By::

Location: 40.963765, -76.885966

Traffic Planning and Design, Inc
2500 East High Street
Suite 650
Pottstown, Pennsylvania, United States 19464
610.326.3100

Count Name: Market Street & 4th Street (AM)
Site Code: AM
Start Date: 04/10/2019
Page No: 3

Turning Movement Peak Hour Data (7:15 AM)

Start Time	Market Street (SR 45) Eastbound					Market Street (SR 45) Westbound					4th Street Northbound					4th Street Southbound					
	Left	Thru	Right	Peds	App. Total	Left	Thru	Right	Peds	App. Total	Left	Thru	Right	Peds	App. Total	Left	Thru	Right	Peds	App. Total	Int. Total
7:15 AM	0	78	0	2	78	0	76	0	0	76	5	0	1	2	6	12	2	8	0	22	182
7:30 AM	0	91	7	0	98	0	78	0	0	78	3	0	2	0	5	8	4	8	0	20	201
7:45 AM	0	75	5	0	80	0	79	0	3	79	4	0	3	2	7	5	8	2	1	15	181
8:00 AM	0	69	4	0	73	3	82	0	0	85	2	0	0	2	2	5	6	8	2	19	179
Total	0	313	16	2	329	3	315	0	3	318	14	0	6	6	20	30	20	26	3	76	743
Approach %	0.0	95.1	4.9	-	-	0.9	99.1	0.0	-	-	70.0	0.0	30.0	-	-	39.5	26.3	34.2	-	-	-
Total %	0.0	42.1	2.2	-	44.3	0.4	42.4	0.0	-	42.8	1.9	0.0	0.8	-	2.7	4.0	2.7	3.5	-	10.2	-
PHF	0.000	0.860	0.571	-	0.839	0.250	0.960	0.000	-	0.935	0.700	0.000	0.500	-	0.714	0.625	0.625	0.813	-	0.864	0.924
Lights	0	274	16	-	290	3	270	0	-	273	14	0	6	-	20	28	20	26	-	74	657
% Lights	-	87.5	100.0	-	88.1	100.0	85.7	-	-	85.8	100.0	-	100.0	-	100.0	93.3	100.0	100.0	-	97.4	88.4
Other Vehicles	0	38	0	-	38	0	44	0	-	44	0	0	0	-	0	2	0	0	-	2	84
% Other Vehicles	-	12.1	0.0	-	11.6	0.0	14.0	-	-	13.8	0.0	-	0.0	-	0.0	6.7	0.0	0.0	-	2.6	11.3
Bicycles on Road	0	1	0	-	1	0	1	0	-	1	0	0	0	-	0	0	0	0	-	0	2
% Bicycles on Road	-	0.3	0.0	-	0.3	0.0	0.3	-	-	0.3	0.0	-	0.0	-	0.0	0.0	0.0	0.0	-	0.0	0.3
Bicycles on Crosswalk	-	-	-	0	-	-	-	-	0	-	-	-	-	0	-	-	-	-	0	-	-
% Bicycles on Crosswalk	-	-	-	0.0	-	-	-	-	0.0	-	-	-	-	0.0	-	-	-	-	0.0	-	-
Pedestrians	-	-	-	2	-	-	-	-	3	-	-	-	-	6	-	-	-	-	3	-	-
% Pedestrians	-	-	-	100.0	-	-	-	-	100.0	-	-	-	-	100.0	-	-	-	-	100.0	-	-

Traffic Planning and Design, Inc
2500 East High Street
Suite 650
Pottstown, Pennsylvania, United States 19464
610.326.3100

Couter: MIO:
Counted By::

Location: 40.963765, -76.885966

Count Name: Market Street & 4th Street (AM)
Site Code: AM
Start Date: 04/10/2019
Page No: 4

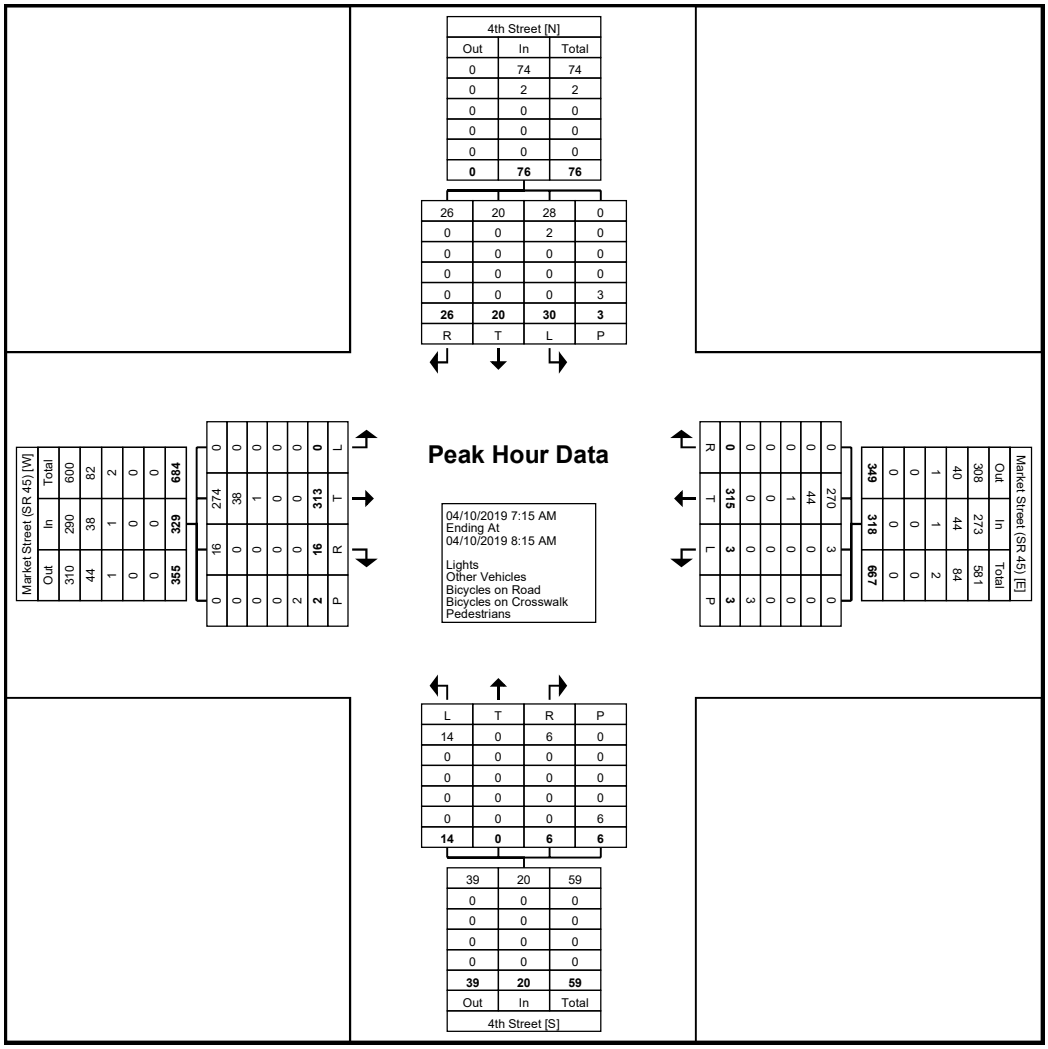

Turning Movement Peak Hour Data Plot (7:15 AM)

Traffic Planning and Design, Inc
2500 East High Street
Suite 650
Pottstown, Pennsylvania, United States 19464
610.326.3100

Couter: MIO:
Counted By::

Location: 40.963765, -76.885966

Count Name: Market Street & 4th Street (PM)
Site Code: PM
Start Date: 04/10/2019
Page No: 1

Turning Movement Data

Start Time	Market Street (SR 45) Eastbound					Market Street (SR 45) Westbound					4th Street Northbound					4th Street Southbound					
	Left	Thru	Right	Peds	App. Total	Left	Thru	Right	Peds	App. Total	Left	Thru	Right	Peds	App. Total	Left	Thru	Right	Peds	App. Total	Int. Total
3:30 PM	0	83	6	5	89	2	105	0	4	107	8	0	7	14	15	10	7	7	10	24	235
3:45 PM	0	70	4	10	74	2	117	0	4	119	8	0	4	11	12	2	4	15	28	21	226
4:00 PM	0	75	4	7	79	1	96	0	3	97	9	0	3	4	12	7	6	16	13	29	217
4:15 PM	0	74	10	8	84	0	104	0	6	104	8	0	6	13	14	9	7	11	26	27	229
Grand Total	0	302	24	30	326	5	422	0	17	427	33	0	20	42	53	28	24	49	77	101	907
Approach %	0.0	92.6	7.4	-	-	1.2	98.8	0.0	-	-	62.3	0.0	37.7	-	-	27.7	23.8	48.5	-	-	-
Total %	0.0	33.3	2.6	-	35.9	0.6	46.5	0.0	-	47.1	3.6	0.0	2.2	-	5.8	3.1	2.6	5.4	-	11.1	-
Lights	0	280	24	-	304	5	389	0	-	394	31	0	20	-	51	27	23	44	-	94	843
% Lights	-	92.7	100.0	-	93.3	100.0	92.2	-	-	92.3	93.9	-	100.0	-	96.2	96.4	95.8	89.8	-	93.1	92.9
Other Vehicles	0	20	0	-	20	0	32	0	-	32	2	0	0	-	2	1	1	4	-	6	60
% Other Vehicles	-	6.6	0.0	-	6.1	0.0	7.6	-	-	7.5	6.1	-	0.0	-	3.8	3.6	4.2	8.2	-	5.9	6.6
Bicycles on Road	0	2	0	-	2	0	1	0	-	1	0	0	0	-	0	0	0	1	-	1	4
% Bicycles on Road	-	0.7	0.0	-	0.6	0.0	0.2	-	-	0.2	0.0	-	0.0	-	0.0	0.0	0.0	2.0	-	1.0	0.4
Bicycles on Crosswalk	-	-	-	0	-	-	-	-	0	-	-	-	-	0	-	-	-	-	0	-	-
% Bicycles on Crosswalk	-	-	-	0.0	-	-	-	-	0.0	-	-	-	-	0.0	-	-	-	-	0.0	-	-
Pedestrians	-	-	-	30	-	-	-	-	17	-	-	-	-	42	-	-	-	-	77	-	-
% Pedestrians	-	-	-	100.0	-	-	-	-	100.0	-	-	-	-	100.0	-	-	-	-	100.0	-	-

Traffic Planning and Design, Inc
2500 East High Street
Suite 650
Pottstown, Pennsylvania, United States 19464
610.326.3100

Couter: MIO:
Counted By::

Location: 40.963765, -76.885966

Count Name: Market Street & 4th Street (PM)
Site Code: PM
Start Date: 04/10/2019
Page No: 2

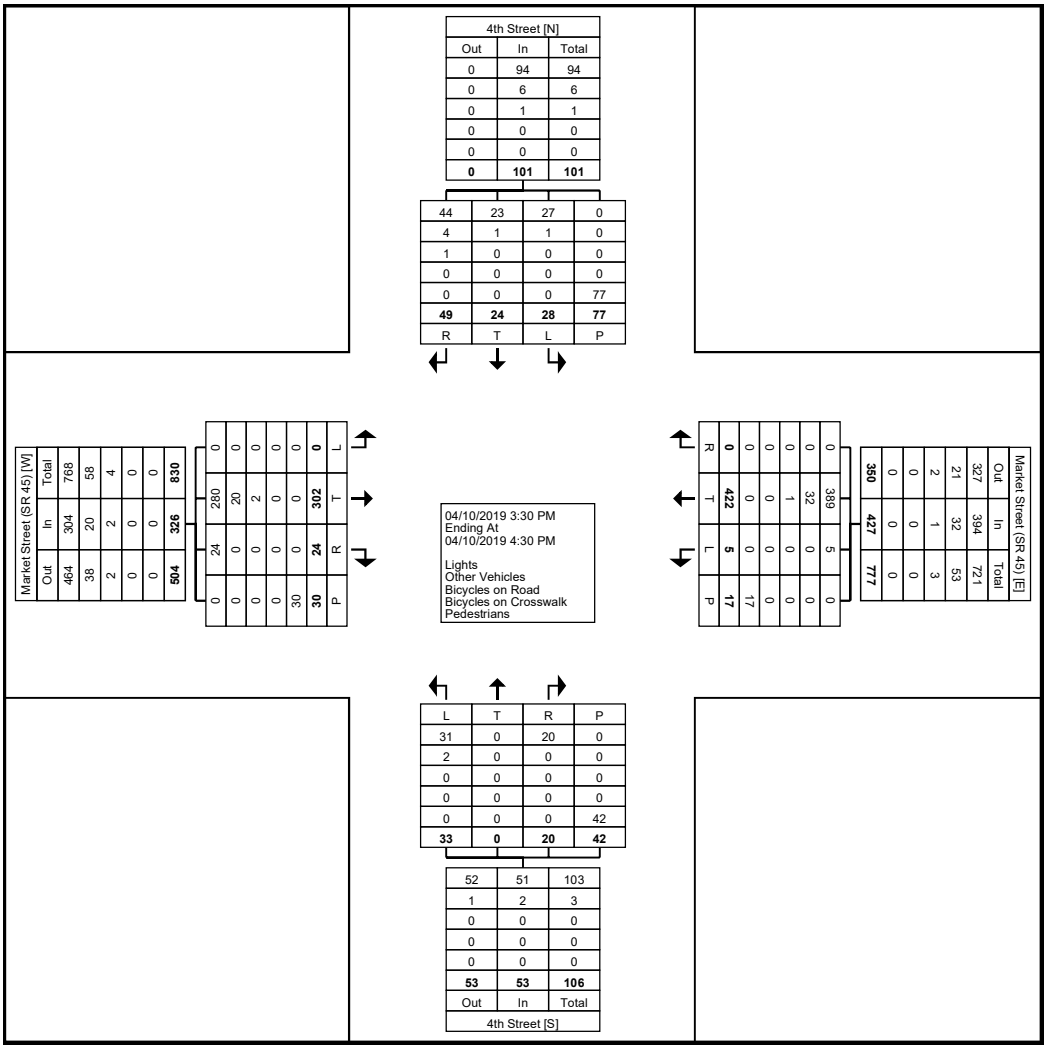

Turning Movement Data Plot

Traffic Planning and Design, Inc
2500 East High Street
Suite 650
Pottstown, Pennsylvania, United States 19464
610.326.3100

Couter: MIO:
Counted By::

Location: 40.963765, -76.885966

Count Name: Market Street & 4th Street (PM)
Site Code: PM
Start Date: 04/10/2019
Page No: 3

Turning Movement Peak Hour Data (3:30 PM)

Start Time	Market Street (SR 45) Eastbound					Market Street (SR 45) Westbound					4th Street Northbound					4th Street Southbound					
	Left	Thru	Right	Peds	App. Total	Left	Thru	Right	Peds	App. Total	Left	Thru	Right	Peds	App. Total	Left	Thru	Right	Peds	App. Total	Int. Total
3:30 PM	0	83	6	5	89	2	105	0	4	107	8	0	7	14	15	10	7	7	10	24	235
3:45 PM	0	70	4	10	74	2	117	0	4	119	8	0	4	11	12	2	4	15	28	21	226
4:00 PM	0	75	4	7	79	1	96	0	3	97	9	0	3	4	12	7	6	16	13	29	217
4:15 PM	0	74	10	8	84	0	104	0	6	104	8	0	6	13	14	9	7	11	26	27	229
Total	0	302	24	30	326	5	422	0	17	427	33	0	20	42	53	28	24	49	77	101	907
Approach %	0.0	92.6	7.4	-	-	1.2	98.8	0.0	-	-	62.3	0.0	37.7	-	-	27.7	23.8	48.5	-	-	-
Total %	0.0	33.3	2.6	-	35.9	0.6	46.5	0.0	-	47.1	3.6	0.0	2.2	-	5.8	3.1	2.6	5.4	-	11.1	-
PHF	0.000	0.910	0.600	-	0.916	0.625	0.902	0.000	-	0.897	0.917	0.000	0.714	-	0.883	0.700	0.857	0.766	-	0.871	0.965
Lights	0	280	24	-	304	5	389	0	-	394	31	0	20	-	51	27	23	44	-	94	843
% Lights	-	92.7	100.0	-	93.3	100.0	92.2	-	-	92.3	93.9	-	100.0	-	96.2	96.4	95.8	89.8	-	93.1	92.9
Other Vehicles	0	20	0	-	20	0	32	0	-	32	2	0	0	-	2	1	1	4	-	6	60
% Other Vehicles	-	6.6	0.0	-	6.1	0.0	7.6	-	-	7.5	6.1	-	0.0	-	3.8	3.6	4.2	8.2	-	5.9	6.6
Bicycles on Road	0	2	0	-	2	0	1	0	-	1	0	0	0	-	0	0	0	1	-	1	4
% Bicycles on Road	-	0.7	0.0	-	0.6	0.0	0.2	-	-	0.2	0.0	-	0.0	-	0.0	0.0	0.0	2.0	-	1.0	0.4
Bicycles on Crosswalk	-	-	-	0	-	-	-	-	0	-	-	-	-	0	-	-	-	-	0	-	-
% Bicycles on Crosswalk	-	-	-	0.0	-	-	-	-	0.0	-	-	-	-	0.0	-	-	-	-	0.0	-	-
Pedestrians	-	-	-	30	-	-	-	-	17	-	-	-	-	42	-	-	-	-	77	-	-
% Pedestrians	-	-	-	100.0	-	-	-	-	100.0	-	-	-	-	100.0	-	-	-	-	100.0	-	-

Traffic Planning and Design, Inc
2500 East High Street
Suite 650
Pottstown, Pennsylvania, United States 19464
610.326.3100

Couter: MIO:
Counted By::

Location: 40.963765, -76.885966

Count Name: Market Street & 4th Street (PM)
Site Code: PM
Start Date: 04/10/2019
Page No: 4

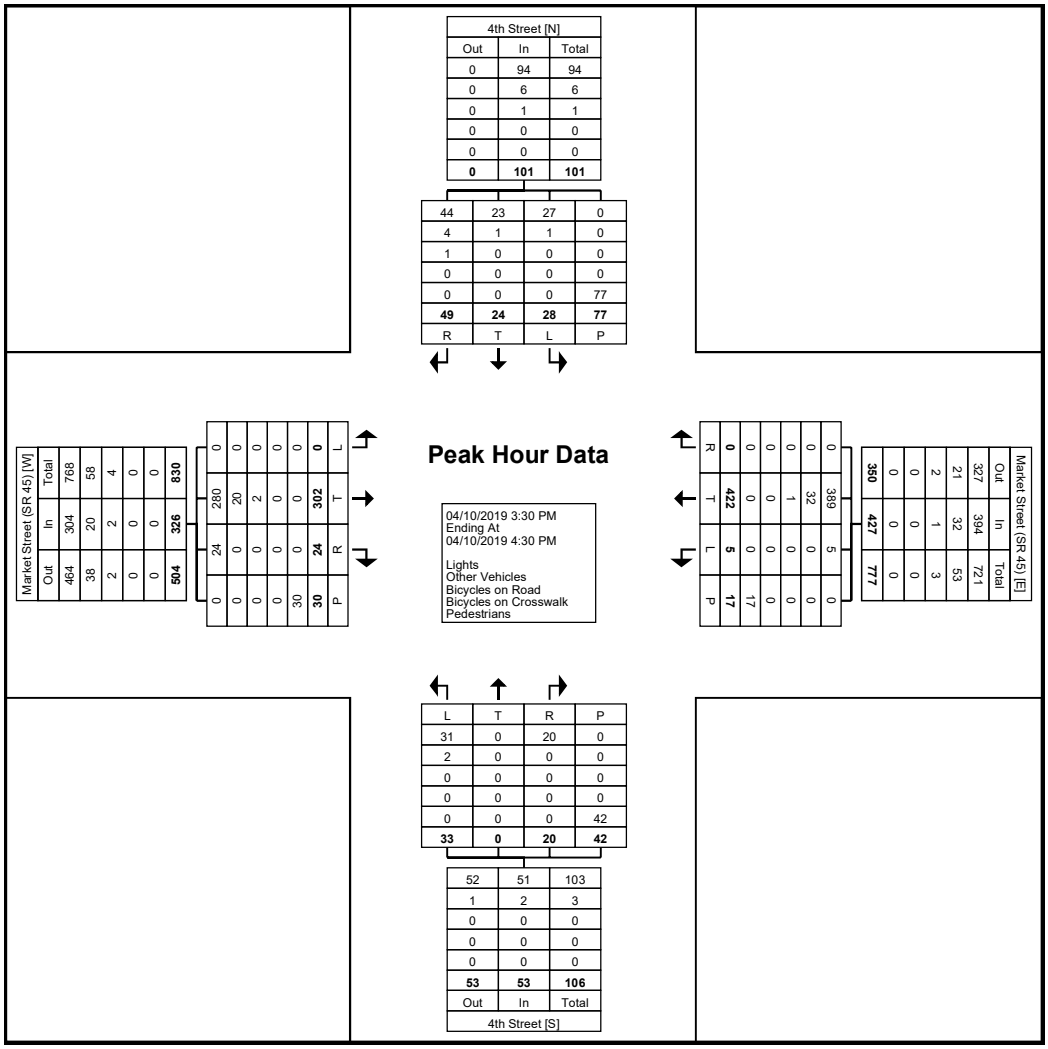

Turning Movement Peak Hour Data Plot (3:30 PM)

Traffic Planning and Design, Inc
2500 East High Street
Suite 650
Pottstown, Pennsylvania, United States 19464
610.326.3100

Couter: MIO:
Counted By::

Location: 40.964396, -76.884825

Count Name: Market Street & 3rd Street (AM)
Site Code: AM
Start Date: 04/10/2019
Page No: 1

Turning Movement Data

Start Time	Market Street (SR 45) Eastbound					Market Street (SR 45) Westbound					3rd Street Northbound					3rd Street Southbound					
	Left	Thru	Right	Peds	App. Total	Left	Thru	Right	Peds	App. Total	Left	Thru	Right	Peds	App. Total	Left	Thru	Right	Peds	App. Total	Int. Total
7:15 AM	0	90	5	3	95	4	68	1	0	73	5	7	14	1	26	8	2	6	0	16	210
7:30 AM	4	89	4	5	97	4	76	3	0	83	3	7	20	2	30	6	19	4	1	29	239
7:45 AM	4	75	2	2	81	9	78	7	1	94	1	12	4	1	17	8	20	2	0	30	222
8:00 AM	2	66	6	7	74	13	73	3	1	89	3	7	9	0	19	7	14	6	4	27	209
Grand Total	10	320	17	17	347	30	295	14	2	339	12	33	47	4	92	29	55	18	5	102	880
Approach %	2.9	92.2	4.9	-	-	8.8	87.0	4.1	-	-	13.0	35.9	51.1	-	-	28.4	53.9	17.6	-	-	-
Total %	1.1	36.4	1.9	-	39.4	3.4	33.5	1.6	-	38.5	1.4	3.8	5.3	-	10.5	3.3	6.3	2.0	-	11.6	-
Lights	9	277	17	-	303	30	254	12	-	296	12	32	45	-	89	25	55	17	-	97	785
% Lights	90.0	86.6	100.0	-	87.3	100.0	86.1	85.7	-	87.3	100.0	97.0	95.7	-	96.7	86.2	100.0	94.4	-	95.1	89.2
Other Vehicles	1	42	0	-	43	0	41	2	-	43	0	1	2	-	3	3	0	1	-	4	93
% Other Vehicles	10.0	13.1	0.0	-	12.4	0.0	13.9	14.3	-	12.7	0.0	3.0	4.3	-	3.3	10.3	0.0	5.6	-	3.9	10.6
Bicycles on Road	0	1	0	-	1	0	0	0	-	0	0	0	0	-	0	1	0	0	-	1	2
% Bicycles on Road	0.0	0.3	0.0	-	0.3	0.0	0.0	0.0	-	0.0	0.0	0.0	0.0	-	0.0	3.4	0.0	0.0	-	1.0	0.2
Bicycles on Crosswalk	-	-	-	0	-	-	-	-	0	-	-	-	-	0	-	-	-	-	0	-	-
% Bicycles on Crosswalk	-	-	-	0.0	-	-	-	-	0.0	-	-	-	-	0.0	-	-	-	-	0.0	-	-
Pedestrians	-	-	-	17	-	-	-	-	2	-	-	-	-	4	-	-	-	-	5	-	-
% Pedestrians	-	-	-	100.0	-	-	-	-	100.0	-	-	-	-	100.0	-	-	-	-	100.0	-	-

Traffic Planning and Design, Inc
2500 East High Street
Suite 650
Pottstown, Pennsylvania, United States 19464
610.326.3100

Couter: MIO:
Counted By::

Location: 40.964396, -76.884825

Count Name: Market Street & 3rd Street (AM)
Site Code: AM
Start Date: 04/10/2019
Page No: 2

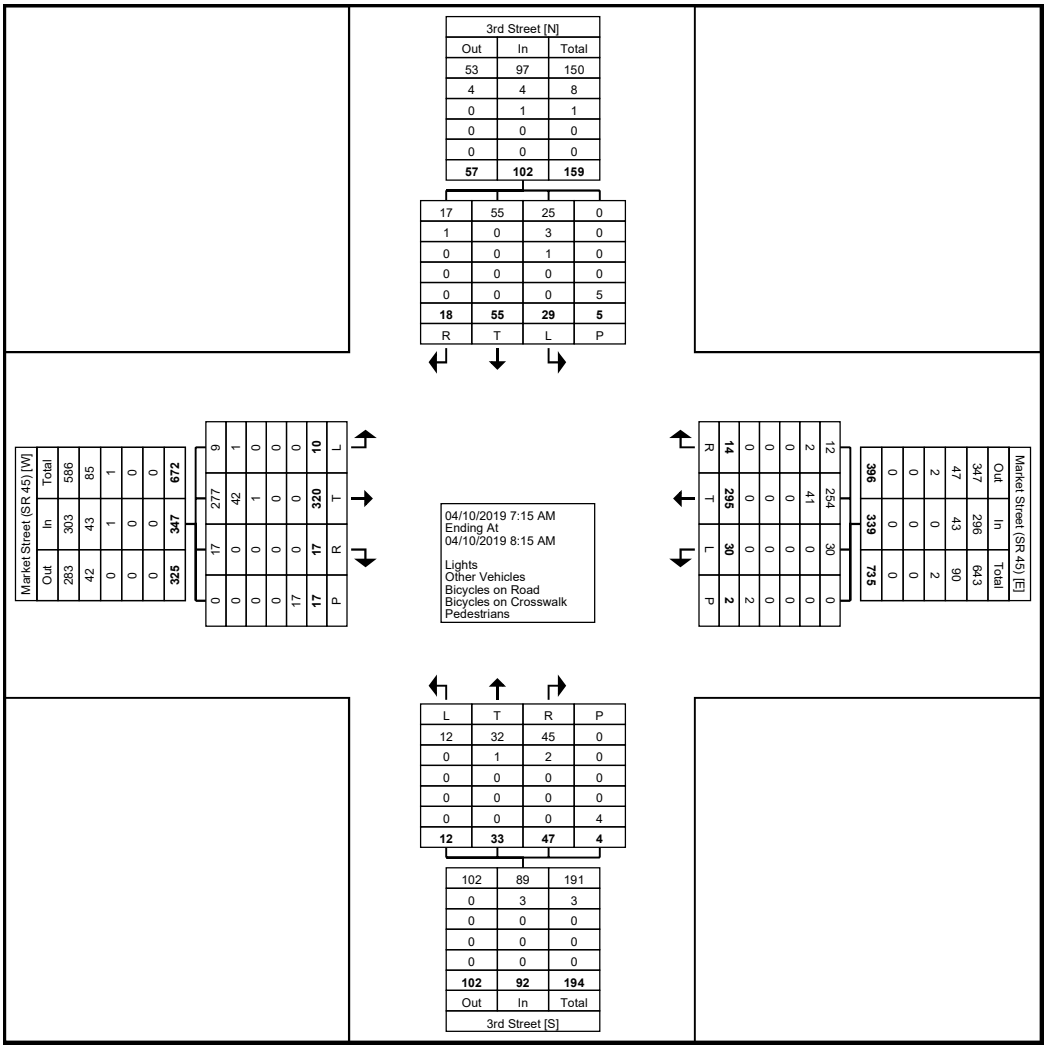

Turning Movement Data Plot

Couter: MIO:
Counted By::

Location: 40.964396, -76.884825

Traffic Planning and Design, Inc
2500 East High Street
Suite 650
Pottstown, Pennsylvania, United States 19464
610.326.3100

Count Name: Market Street & 3rd Street (AM)
Site Code: AM
Start Date: 04/10/2019
Page No: 3

Turning Movement Peak Hour Data (7:15 AM)

Start Time	Market Street (SR 45) Eastbound					Market Street (SR 45) Westbound					3rd Street Northbound					3rd Street Southbound					
	Left	Thru	Right	Peds	App. Total	Left	Thru	Right	Peds	App. Total	Left	Thru	Right	Peds	App. Total	Left	Thru	Right	Peds	App. Total	Int. Total
7:15 AM	0	90	5	3	95	4	68	1	0	73	5	7	14	1	26	8	2	6	0	16	210
7:30 AM	4	89	4	5	97	4	76	3	0	83	3	7	20	2	30	6	19	4	1	29	239
7:45 AM	4	75	2	2	81	9	78	7	1	94	1	12	4	1	17	8	20	2	0	30	222
8:00 AM	2	66	6	7	74	13	73	3	1	89	3	7	9	0	19	7	14	6	4	27	209
Total	10	320	17	17	347	30	295	14	2	339	12	33	47	4	92	29	55	18	5	102	880
Approach %	2.9	92.2	4.9	-	-	8.8	87.0	4.1	-	-	13.0	35.9	51.1	-	-	28.4	53.9	17.6	-	-	-
Total %	1.1	36.4	1.9	-	39.4	3.4	33.5	1.6	-	38.5	1.4	3.8	5.3	-	10.5	3.3	6.3	2.0	-	11.6	-
PHF	0.625	0.889	0.708	-	0.894	0.577	0.946	0.500	-	0.902	0.600	0.688	0.588	-	0.767	0.906	0.688	0.750	-	0.850	0.921
Lights	9	277	17	-	303	30	254	12	-	296	12	32	45	-	89	25	55	17	-	97	785
% Lights	90.0	86.6	100.0	-	87.3	100.0	86.1	85.7	-	87.3	100.0	97.0	95.7	-	96.7	86.2	100.0	94.4	-	95.1	89.2
Other Vehicles	1	42	0	-	43	0	41	2	-	43	0	1	2	-	3	3	0	1	-	4	93
% Other Vehicles	10.0	13.1	0.0	-	12.4	0.0	13.9	14.3	-	12.7	0.0	3.0	4.3	-	3.3	10.3	0.0	5.6	-	3.9	10.6
Bicycles on Road	0	1	0	-	1	0	0	0	-	0	0	0	0	-	0	1	0	0	-	1	2
% Bicycles on Road	0.0	0.3	0.0	-	0.3	0.0	0.0	0.0	-	0.0	0.0	0.0	0.0	-	0.0	3.4	0.0	0.0	-	1.0	0.2
Bicycles on Crosswalk	-	-	-	0	-	-	-	-	0	-	-	-	-	0	-	-	-	-	0	-	-
% Bicycles on Crosswalk	-	-	-	0.0	-	-	-	-	0.0	-	-	-	-	0.0	-	-	-	-	0.0	-	-
Pedestrians	-	-	-	17	-	-	-	-	2	-	-	-	-	4	-	-	-	-	5	-	-
% Pedestrians	-	-	-	100.0	-	-	-	-	100.0	-	-	-	-	100.0	-	-	-	-	100.0	-	-

Traffic Planning and Design, Inc
2500 East High Street
Suite 650
Pottstown, Pennsylvania, United States 19464
610.326.3100

Couter: MIO:
Counted By::

Location: 40.964396, -76.884825

Count Name: Market Street & 3rd Street (AM)
Site Code: AM
Start Date: 04/10/2019
Page No: 4

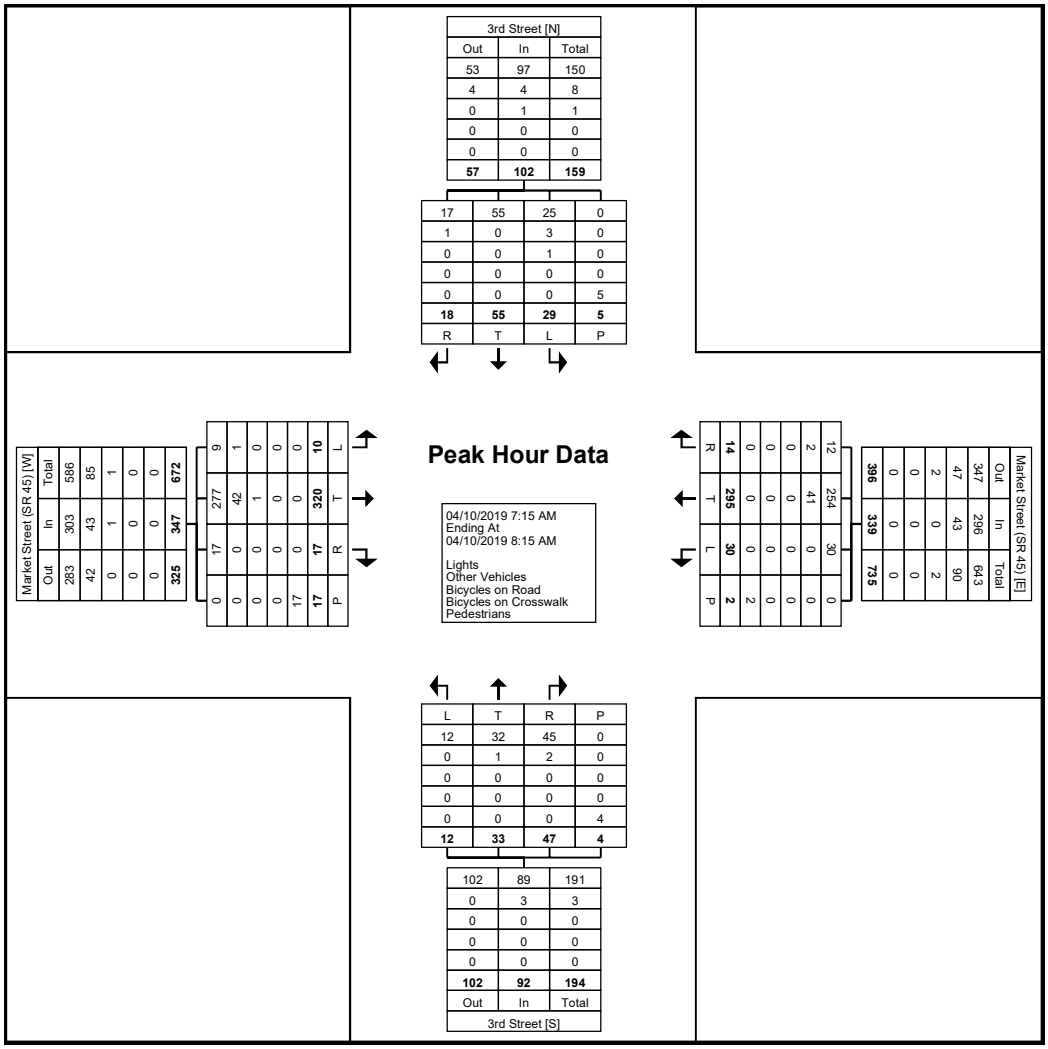

Turning Movement Peak Hour Data Plot (7:15 AM)

Traffic Planning and Design, Inc
2500 East High Street
Suite 650
Pottstown, Pennsylvania, United States 19464
610.326.3100

Couter: MIO:
Counted By::

Location: 40.964396, -76.884825

Count Name: Market Street & 3rd Street (PM)
Site Code: PM
Start Date: 04/10/2019
Page No: 1

Turning Movement Data

Start Time	Market Street (SR 45) Eastbound					Market Street (SR 45) Westbound					3rd Street Northbound					3rd Street Southbound					
	Left	Thru	Right	Peds	App. Total	Left	Thru	Right	Peds	App. Total	Left	Thru	Right	Peds	App. Total	Left	Thru	Right	Peds	App. Total	Int. Total
3:30 PM	0	87	8	4	95	2	92	7	5	101	9	23	18	14	50	5	14	8	5	27	273
3:45 PM	2	66	7	3	75	4	109	5	6	118	4	13	17	6	34	11	14	7	16	32	259
4:00 PM	2	84	2	4	88	0	94	3	6	97	2	22	14	8	38	11	8	1	10	20	243
4:15 PM	1	75	10	3	86	2	97	2	10	101	4	15	17	6	36	11	7	4	10	22	245
Grand Total	5	312	27	14	344	8	392	17	27	417	19	73	66	34	158	38	43	20	41	101	1020
Approach %	1.5	90.7	7.8	-	-	1.9	94.0	4.1	-	-	12.0	46.2	41.8	-	-	37.6	42.6	19.8	-	-	-
Total %	0.5	30.6	2.6	-	33.7	0.8	38.4	1.7	-	40.9	1.9	7.2	6.5	-	15.5	3.7	4.2	2.0	-	9.9	-
Lights	5	289	25	-	319	5	365	14	-	384	19	65	62	-	146	36	43	19	-	98	947
% Lights	100.0	92.6	92.6	-	92.7	62.5	93.1	82.4	-	92.1	100.0	89.0	93.9	-	92.4	94.7	100.0	95.0	-	97.0	92.8
Other Vehicles	0	23	2	-	25	3	26	3	-	32	0	6	4	-	10	1	0	1	-	2	69
% Other Vehicles	0.0	7.4	7.4	-	7.3	37.5	6.6	17.6	-	7.7	0.0	8.2	6.1	-	6.3	2.6	0.0	5.0	-	2.0	6.8
Bicycles on Road	0	0	0	-	0	0	1	0	-	1	0	2	0	-	2	1	0	0	-	1	4
% Bicycles on Road	0.0	0.0	0.0	-	0.0	0.0	0.3	0.0	-	0.2	0.0	2.7	0.0	-	1.3	2.6	0.0	0.0	-	1.0	0.4
Bicycles on Crosswalk	-	-	-	0	-	-	-	-	1	-	-	-	-	0	-	-	-	-	1	-	-
% Bicycles on Crosswalk	-	-	-	0.0	-	-	-	-	3.7	-	-	-	-	0.0	-	-	-	-	2.4	-	-
Pedestrians	-	-	-	14	-	-	-	-	26	-	-	-	-	34	-	-	-	-	40	-	-
% Pedestrians	-	-	-	100.0	-	-	-	-	96.3	-	-	-	-	100.0	-	-	-	-	97.6	-	-

Traffic Planning and Design, Inc
2500 East High Street
Suite 650
Pottstown, Pennsylvania, United States 19464
610.326.3100

Couter: MIO:
Counted By::

Location: 40.964396, -76.884825

Count Name: Market Street & 3rd Street (PM)
Site Code: PM
Start Date: 04/10/2019
Page No: 2

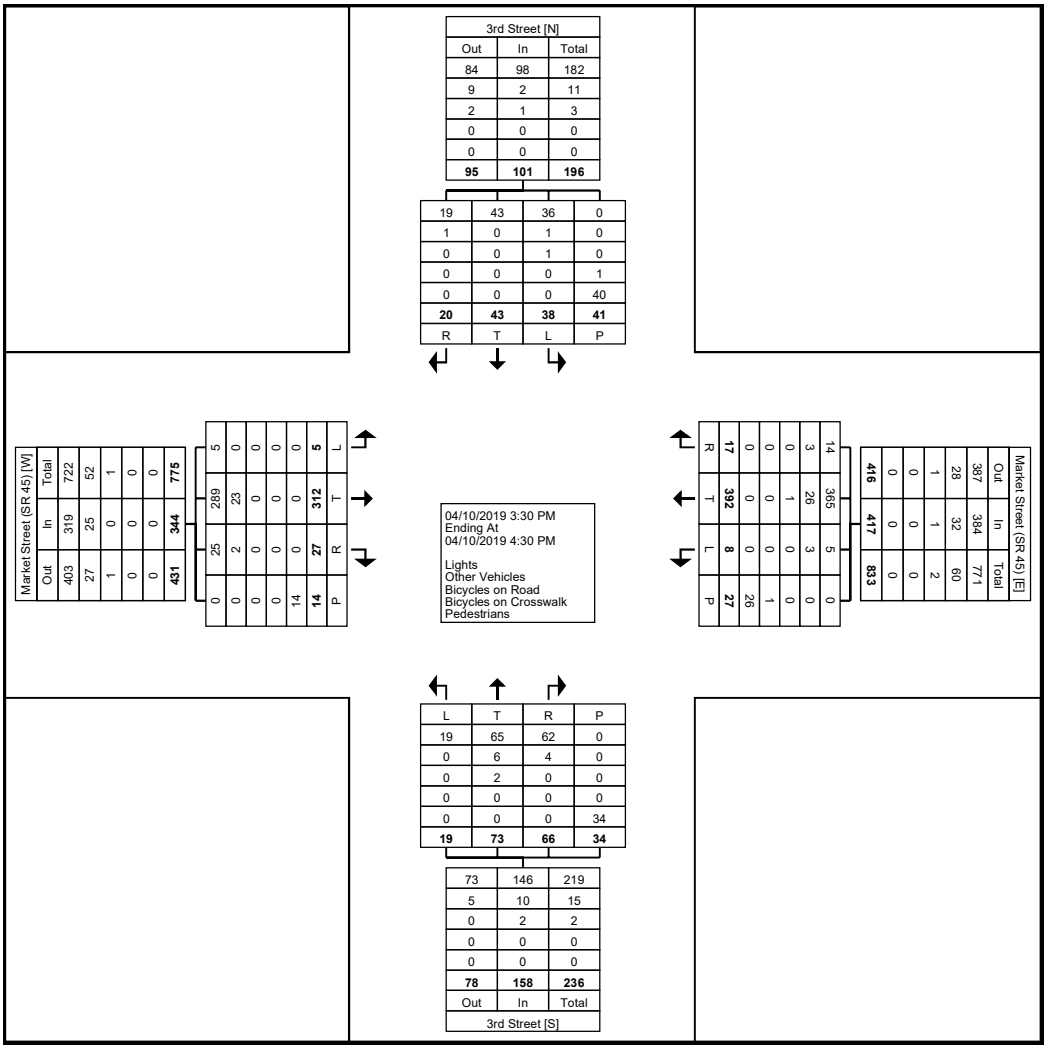

Turning Movement Data Plot

Couter: MIO:
Counted By::

Location: 40.964396, -76.884825

Traffic Planning and Design, Inc
2500 East High Street
Suite 650
Pottstown, Pennsylvania, United States 19464
610.326.3100

Count Name: Market Street & 3rd Street (PM)
Site Code: PM
Start Date: 04/10/2019
Page No: 3

Turning Movement Peak Hour Data (3:30 PM)

Start Time	Market Street (SR 45) Eastbound					Market Street (SR 45) Westbound					3rd Street Northbound					3rd Street Southbound					
	Left	Thru	Right	Peds	App. Total	Left	Thru	Right	Peds	App. Total	Left	Thru	Right	Peds	App. Total	Left	Thru	Right	Peds	App. Total	Int. Total
3:30 PM	0	87	8	4	95	2	92	7	5	101	9	23	18	14	50	5	14	8	5	27	273
3:45 PM	2	66	7	3	75	4	109	5	6	118	4	13	17	6	34	11	14	7	16	32	259
4:00 PM	2	84	2	4	88	0	94	3	6	97	2	22	14	8	38	11	8	1	10	20	243
4:15 PM	1	75	10	3	86	2	97	2	10	101	4	15	17	6	36	11	7	4	10	22	245
Total	5	312	27	14	344	8	392	17	27	417	19	73	66	34	158	38	43	20	41	101	1020
Approach %	1.5	90.7	7.8	-	-	1.9	94.0	4.1	-	-	12.0	46.2	41.8	-	-	37.6	42.6	19.8	-	-	-
Total %	0.5	30.6	2.6	-	33.7	0.8	38.4	1.7	-	40.9	1.9	7.2	6.5	-	15.5	3.7	4.2	2.0	-	9.9	-
PHF	0.625	0.897	0.675	-	0.905	0.500	0.899	0.607	-	0.883	0.528	0.793	0.917	-	0.790	0.864	0.768	0.625	-	0.789	0.934
Lights	5	289	25	-	319	5	365	14	-	384	19	65	62	-	146	36	43	19	-	98	947
% Lights	100.0	92.6	92.6	-	92.7	62.5	93.1	82.4	-	92.1	100.0	89.0	93.9	-	92.4	94.7	100.0	95.0	-	97.0	92.8
Other Vehicles	0	23	2	-	25	3	26	3	-	32	0	6	4	-	10	1	0	1	-	2	69
% Other Vehicles	0.0	7.4	7.4	-	7.3	37.5	6.6	17.6	-	7.7	0.0	8.2	6.1	-	6.3	2.6	0.0	5.0	-	2.0	6.8
Bicycles on Road	0	0	0	-	0	0	1	0	-	1	0	2	0	-	2	1	0	0	-	1	4
% Bicycles on Road	0.0	0.0	0.0	-	0.0	0.0	0.3	0.0	-	0.2	0.0	2.7	0.0	-	1.3	2.6	0.0	0.0	-	1.0	0.4
Bicycles on Crosswalk	-	-	-	0	-	-	-	-	1	-	-	-	-	0	-	-	-	-	1	-	-
% Bicycles on Crosswalk	-	-	-	0.0	-	-	-	-	3.7	-	-	-	-	0.0	-	-	-	-	2.4	-	-
Pedestrians	-	-	-	14	-	-	-	-	26	-	-	-	-	34	-	-	-	-	40	-	-
% Pedestrians	-	-	-	100.0	-	-	-	-	96.3	-	-	-	-	100.0	-	-	-	-	97.6	-	-

Traffic Planning and Design, Inc
2500 East High Street
Suite 650
Pottstown, Pennsylvania, United States 19464
610.326.3100

Couter: MIO:
Counted By::

Location: 40.964396, -76.884825

Count Name: Market Street & 3rd Street (PM)
Site Code: PM
Start Date: 04/10/2019
Page No: 4

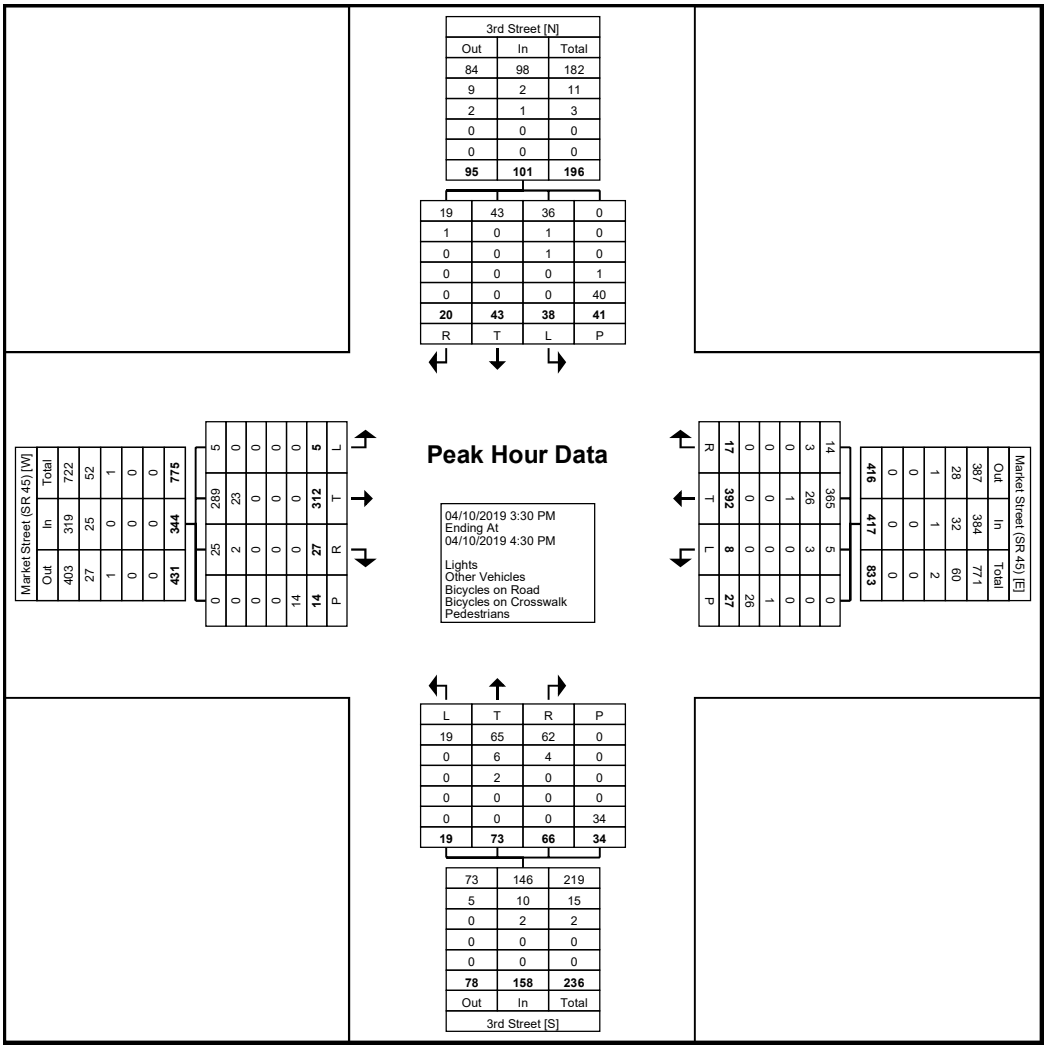

Turning Movement Peak Hour Data Plot (3:30 PM)

Traffic Planning and Design, Inc
2500 East High Street
Suite 650
Pottstown, Pennsylvania, United States 19464
610.326.3100 jfunk@trafficpd.com

Couter: MIO:
Counted By::

Location: 40.964396, -76.884825

Count Name: Market Street & 3rd Street 1
Site Code: ATR 1
Start Date: 04/08/2019
Page No: 1

Direction (Southbound)

Start Time	Lights	Other Vehicles	Bicycles on Road	Total
04/08/2019 12:00 AM	1	0	0	1
12:15 AM	1	0	0	1
12:30 AM	3	0	0	3
12:45 AM	0	0	0	0
1:00 AM	0	0	0	0
1:15 AM	1	0	0	1
1:30 AM	1	0	0	1
1:45 AM	0	0	0	0
2:00 AM	0	0	0	0
2:15 AM	0	0	0	0
2:30 AM	0	0	0	0
2:45 AM	1	0	0	1
3:00 AM	0	0	0	0
3:15 AM	0	0	0	0
3:30 AM	3	0	0	3
3:45 AM	0	0	0	0
4:00 AM	1	0	0	1
4:15 AM	3	0	0	3
4:30 AM	3	0	0	3
4:45 AM	12	0	0	12
5:00 AM	4	0	0	4
5:15 AM	3	0	0	3
5:30 AM	8	0	0	8
5:45 AM	7	0	0	7
6:00 AM	4	0	0	4
6:15 AM	3	0	0	3
6:30 AM	12	1	0	13
6:45 AM	13	2	0	15
7:00 AM	19	2	0	21
7:15 AM	13	0	0	13
7:30 AM	19	0	0	19
7:45 AM	21	1	0	22
8:00 AM	35	0	0	35
8:15 AM	24	1	0	25
8:30 AM	14	0	0	14
8:45 AM	30	0	0	30
9:00 AM	18	1	0	19
9:15 AM	28	0	0	28
9:30 AM	21	0	0	21

9:45 AM	25	0	1	26
10:00 AM	19	0	0	19
10:15 AM	21	0	0	21
10:30 AM	19	0	0	19
10:45 AM	20	1	0	21
11:00 AM	23	1	0	24
11:15 AM	21	0	0	21
11:30 AM	25	0	0	25
11:45 AM	19	0	0	19
12:00 PM	20	0	0	20
12:15 PM	24	1	0	25
12:30 PM	24	0	0	24
12:45 PM	32	0	0	32
1:00 PM	22	0	0	22
1:15 PM	29	0	0	29
1:30 PM	15	1	1	17
1:45 PM	25	0	0	25
2:00 PM	14	0	1	15
2:15 PM	15	0	0	15
2:30 PM	16	1	0	17
2:45 PM	18	1	0	19
3:00 PM	13	1	0	14
3:15 PM	17	2	0	19
3:30 PM	10	0	0	10
3:45 PM	25	0	0	25
4:00 PM	14	0	0	14
4:15 PM	20	0	0	20
4:30 PM	11	0	0	11
4:45 PM	20	0	0	20
5:00 PM	11	0	0	11
5:15 PM	11	0	0	11
5:30 PM	17	0	0	17
5:45 PM	14	0	1	15
6:00 PM	13	0	0	13
6:15 PM	10	0	0	10
6:30 PM	7	0	0	7
6:45 PM	16	0	1	17
7:00 PM	8	0	0	8
7:15 PM	15	0	0	15
7:30 PM	17	0	0	17
7:45 PM	12	0	0	12
8:00 PM	8	0	0	8
8:15 PM	9	0	0	9
8:30 PM	10	0	0	10
8:45 PM	11	0	0	11
9:00 PM	7	0	0	7
9:15 PM	6	0	0	6
9:30 PM	3	0	0	3
9:45 PM	1	0	0	1
10:00 PM	2	0	0	2
10:15 PM	1	0	0	1
10:30 PM	2	0	0	2

10:45 PM	3	0	0	3
11:00 PM	1	0	0	1
11:15 PM	2	0	0	2
11:30 PM	2	0	0	2
11:45 PM	2	0	0	2
04/09/2019 12:00 AM	1	0	0	1
12:15 AM	1	0	0	1
12:30 AM	3	0	0	3
12:45 AM	0	0	0	0
1:00 AM	0	0	0	0
1:15 AM	1	0	0	1
1:30 AM	0	0	0	0
1:45 AM	0	0	0	0
2:00 AM	0	0	0	0
2:15 AM	0	0	0	0
2:30 AM	1	0	0	1
2:45 AM	0	0	0	0
3:00 AM	0	0	0	0
3:15 AM	0	0	0	0
3:30 AM	1	0	0	1
3:45 AM	2	0	0	2
4:00 AM	0	0	0	0
4:15 AM	3	0	0	3
4:30 AM	7	0	0	7
4:45 AM	10	0	0	10
5:00 AM	8	0	0	8
5:15 AM	4	0	0	4
5:30 AM	5	0	0	5
5:45 AM	6	2	0	8
6:00 AM	5	0	0	5
6:15 AM	5	0	0	5
6:30 AM	18	0	0	18
6:45 AM	11	1	0	12
7:00 AM	10	0	0	10
7:15 AM	8	1	0	9
7:30 AM	19	0	0	19
7:45 AM	28	0	0	28
8:00 AM	23	0	1	24
8:15 AM	31	0	0	31
8:30 AM	22	1	1	24
8:45 AM	18	1	1	20
9:00 AM	20	1	0	21
9:15 AM	11	0	0	11
9:30 AM	27	0	0	27
9:45 AM	16	1	0	17
10:00 AM	12	1	0	13
10:15 AM	19	0	0	19
10:30 AM	17	0	0	17
10:45 AM	24	1	0	25
11:00 AM	16	0	0	16
11:15 AM	16	0	0	16
11:30 AM	25	0	0	25

11:45 AM	29	0	1	30
12:00 PM	31	2	0	33
12:15 PM	18	1	1	20
12:30 PM	30	1	2	33
12:45 PM	27	0	0	27
1:00 PM	24	1	0	25
1:15 PM	12	0	0	12
1:30 PM	18	1	0	19
1:45 PM	22	1	0	23
2:00 PM	17	0	0	17
2:15 PM	16	0	0	16
2:30 PM	19	0	1	20
2:45 PM	30	0	0	30
3:00 PM	16	0	0	16
3:15 PM	21	1	0	22
3:30 PM	22	0	1	23
3:45 PM	30	0	0	30
4:00 PM	21	0	0	21
4:15 PM	17	0	0	17
4:30 PM	22	0	0	22
4:45 PM	19	0	0	19
5:00 PM	24	0	0	24
5:15 PM	15	0	0	15
5:30 PM	21	0	0	21
5:45 PM	18	0	0	18
6:00 PM	16	0	0	16
6:15 PM	8	0	0	8
6:30 PM	22	0	0	22
6:45 PM	28	0	0	28
7:00 PM	14	0	0	14
7:15 PM	23	0	0	23
7:30 PM	11	0	0	11
7:45 PM	13	0	0	13
8:00 PM	8	0	0	8
8:15 PM	14	0	0	14
8:30 PM	8	0	0	8
8:45 PM	6	0	0	6
9:00 PM	4	0	0	4
9:15 PM	5	0	0	5
9:30 PM	4	0	0	4
9:45 PM	1	0	0	1
10:00 PM	0	0	0	0
10:15 PM	1	0	0	1
10:30 PM	2	0	0	2
10:45 PM	2	0	0	2
11:00 PM	2	0	0	2
11:15 PM	0	0	0	0
11:30 PM	1	0	0	1
11:45 PM	1	2	0	3
04/10/2019 12:00 AM	1	0	0	1
12:15 AM	1	0	0	1
12:30 AM	0	0	0	0

12:45 AM	0	0	0	0
1:00 AM	0	0	0	0
1:15 AM	0	0	0	0
1:30 AM	0	0	0	0
1:45 AM	0	0	0	0
2:00 AM	0	0	0	0
2:15 AM	1	0	0	1
2:30 AM	0	0	0	0
2:45 AM	0	0	0	0
3:00 AM	0	0	0	0
3:15 AM	0	0	0	0
3:30 AM	3	0	0	3
3:45 AM	1	0	0	1
4:00 AM	1	0	0	1
4:15 AM	1	0	0	1
4:30 AM	6	0	0	6
4:45 AM	10	0	0	10
5:00 AM	4	0	0	4
5:15 AM	4	0	0	4
5:30 AM	6	0	0	6
5:45 AM	7	0	0	7
6:00 AM	2	0	0	2
6:15 AM	5	0	0	5
6:30 AM	13	0	0	13
6:45 AM	17	1	0	18
7:00 AM	10	0	0	10
7:15 AM	11	0	0	11
7:30 AM	27	0	0	27
7:45 AM	31	0	0	31
8:00 AM	32	0	0	32
8:15 AM	27	0	1	28
8:30 AM	21	1	0	22
8:45 AM	23	0	0	23
9:00 AM	17	1	0	18
9:15 AM	19	1	0	20
9:30 AM	16	0	0	16
9:45 AM	17	0	0	17
Total	2644	41	15	2700
Total %	97.9	1.5	0.6	100.0
AM Times	7:30 AM	6:30 AM	8:00 AM	7:30 AM
AM Peaks	99	5	3	101
PM Times	4:15 PM	2:45 PM	5:00 PM	4:15 PM
PM Peaks	82	4	1	82

Traffic Planning and Design, Inc
2500 East High Street
Suite 650
Pottstown, Pennsylvania, United States 19464
610.326.3100 jfunk@trafficpd.com

Couter: MIO:
Counted By::

Location: 40.964396, -76.884825

Count Name: Market Street & 3rd Street 1
Site Code: ATR 1
Start Date: 04/08/2019

Direction (Northbound)

Start Time	Lights	Other Vehicles	Bicycles on Road	Total
04/08/2019 12:00 AM	2	0	0	2
12:15 AM	3	0	0	3
12:30 AM	0	0	0	0
12:45 AM	0	0	0	0
1:00 AM	1	0	0	1
1:15 AM	0	0	0	0
1:30 AM	0	0	0	0
1:45 AM	0	0	0	0
2:00 AM	1	0	0	1
2:15 AM	0	0	0	0
2:30 AM	2	0	0	2
2:45 AM	0	0	0	0
3:00 AM	2	0	0	2
3:15 AM	1	0	0	1
3:30 AM	3	0	0	3
3:45 AM	0	0	0	0
4:00 AM	0	0	0	0
4:15 AM	1	0	0	1
4:30 AM	1	0	0	1
4:45 AM	4	0	0	4
5:00 AM	3	0	0	3
5:15 AM	5	0	0	5
5:30 AM	2	0	0	2
5:45 AM	10	0	0	10
6:00 AM	4	0	0	4
6:15 AM	14	0	0	14
6:30 AM	15	0	0	15
6:45 AM	15	0	0	15
7:00 AM	11	1	0	12
7:15 AM	15	1	0	16
7:30 AM	27	0	0	27
7:45 AM	28	0	0	28
8:00 AM	26	1	0	27
8:15 AM	27	2	1	30
8:30 AM	21	0	0	21
8:45 AM	29	0	0	29
9:00 AM	27	0	0	27
9:15 AM	23	1	0	24
9:30 AM	23	0	0	23

9:45 AM	30	0	0	30
10:00 AM	27	1	0	28
10:15 AM	18	1	0	19
10:30 AM	30	1	0	31
10:45 AM	23	0	0	23
11:00 AM	27	1	0	28
11:15 AM	28	1	0	29
11:30 AM	29	1	0	30
11:45 AM	35	1	0	36
12:00 PM	36	1	0	37
12:15 PM	35	2	0	37
12:30 PM	36	1	0	37
12:45 PM	26	2	0	28
1:00 PM	38	3	0	41
1:15 PM	30	2	0	32
1:30 PM	41	0	0	41
1:45 PM	31	0	0	31
2:00 PM	33	2	0	35
2:15 PM	31	0	0	31
2:30 PM	43	0	0	43
2:45 PM	22	1	0	23
3:00 PM	33	1	0	34
3:15 PM	32	1	0	33
3:30 PM	39	5	0	44
3:45 PM	38	1	0	39
4:00 PM	36	2	0	38
4:15 PM	36	0	0	36
4:30 PM	56	1	0	57
4:45 PM	59	2	0	61
5:00 PM	32	1	2	35
5:15 PM	39	0	0	39
5:30 PM	30	0	2	32
5:45 PM	16	0	0	16
6:00 PM	27	2	0	29
6:15 PM	12	0	0	12
6:30 PM	28	0	0	28
6:45 PM	20	0	1	21
7:00 PM	9	0	0	9
7:15 PM	10	0	0	10
7:30 PM	14	0	0	14
7:45 PM	13	0	0	13
8:00 PM	11	0	0	11
8:15 PM	8	0	0	8
8:30 PM	11	0	0	11
8:45 PM	10	0	0	10
9:00 PM	11	0	0	11
9:15 PM	8	0	0	8
9:30 PM	6	0	0	6
9:45 PM	15	0	0	15
10:00 PM	10	0	0	10
10:15 PM	4	0	0	4
10:30 PM	4	0	0	4

10:45 PM	2	0	0	2
11:00 PM	2	0	0	2
11:15 PM	1	0	0	1
11:30 PM	2	0	0	2
11:45 PM	3	0	0	3
04/09/2019 12:00 AM	3	0	0	3
12:15 AM	1	0	0	1
12:30 AM	4	0	0	4
12:45 AM	1	0	0	1
1:00 AM	1	0	0	1
1:15 AM	0	0	0	0
1:30 AM	1	0	0	1
1:45 AM	0	0	0	0
2:00 AM	1	0	0	1
2:15 AM	1	0	0	1
2:30 AM	0	0	0	0
2:45 AM	0	0	0	0
3:00 AM	2	0	0	2
3:15 AM	0	0	0	0
3:30 AM	1	0	0	1
3:45 AM	0	0	0	0
4:00 AM	0	0	0	0
4:15 AM	2	0	0	2
4:30 AM	3	0	0	3
4:45 AM	1	0	0	1
5:00 AM	1	0	0	1
5:15 AM	5	0	0	5
5:30 AM	4	0	2	6
5:45 AM	12	0	0	12
6:00 AM	7	1	0	8
6:15 AM	9	0	0	9
6:30 AM	12	2	0	14
6:45 AM	10	0	0	10
7:00 AM	14	0	1	15
7:15 AM	24	0	0	24
7:30 AM	30	0	0	30
7:45 AM	17	0	0	17
8:00 AM	27	3	1	31
8:15 AM	25	1	0	26
8:30 AM	23	0	0	23
8:45 AM	32	0	0	32
9:00 AM	19	0	0	19
9:15 AM	15	0	0	15
9:30 AM	36	0	0	36
9:45 AM	31	0	0	31
10:00 AM	22	2	1	25
10:15 AM	15	1	0	16
10:30 AM	16	0	0	16
10:45 AM	32	1	0	33
11:00 AM	38	3	0	41
11:15 AM	24	0	0	24
11:30 AM	22	1	0	23

11:45 AM	30	2	0	32
12:00 PM	35	2	0	37
12:15 PM	24	0	1	25
12:30 PM	23	1	0	24
12:45 PM	21	1	0	22
1:00 PM	31	2	0	33
1:15 PM	27	0	0	27
1:30 PM	26	1	0	27
1:45 PM	31	1	0	32
2:00 PM	35	2	0	37
2:15 PM	29	0	0	29
2:30 PM	35	1	0	36
2:45 PM	28	0	0	28
3:00 PM	27	2	1	30
3:15 PM	43	1	1	45
3:30 PM	50	1	0	51
3:45 PM	30	2	0	32
4:00 PM	49	2	0	51
4:15 PM	44	1	0	45
4:30 PM	49	0	0	49
4:45 PM	51	2	0	53
5:00 PM	49	1	0	50
5:15 PM	37	1	0	38
5:30 PM	39	0	0	39
5:45 PM	21	0	2	23
6:00 PM	27	1	0	28
6:15 PM	26	0	0	26
6:30 PM	23	0	0	23
6:45 PM	18	0	0	18
7:00 PM	16	2	0	18
7:15 PM	11	0	1	12
7:30 PM	19	0	0	19
7:45 PM	21	0	0	21
8:00 PM	24	0	0	24
8:15 PM	14	0	0	14
8:30 PM	24	0	0	24
8:45 PM	16	0	0	16
9:00 PM	32	2	0	34
9:15 PM	11	0	0	11
9:30 PM	7	0	0	7
9:45 PM	8	0	0	8
10:00 PM	9	0	0	9
10:15 PM	5	0	0	5
10:30 PM	6	0	0	6
10:45 PM	4	0	0	4
11:00 PM	3	0	0	3
11:15 PM	1	0	0	1
11:30 PM	0	0	0	0
11:45 PM	0	0	0	0
04/10/2019 12:00 AM	0	0	0	0
12:15 AM	1	0	0	1
12:30 AM	3	0	0	3

12:45 AM	1	0	0	1
1:00 AM	2	0	0	2
1:15 AM	0	0	0	0
1:30 AM	2	0	0	2
1:45 AM	1	0	0	1
2:00 AM	0	0	0	0
2:15 AM	1	2	0	3
2:30 AM	0	0	0	0
2:45 AM	2	0	0	2
3:00 AM	1	0	0	1
3:15 AM	0	0	0	0
3:30 AM	1	0	0	1
3:45 AM	0	0	0	0
4:00 AM	0	0	0	0
4:15 AM	2	0	0	2
4:30 AM	1	0	0	1
4:45 AM	2	0	0	2
5:00 AM	4	0	0	4
5:15 AM	2	1	0	3
5:30 AM	4	0	0	4
5:45 AM	7	0	0	7
6:00 AM	9	0	0	9
6:15 AM	14	0	0	14
6:30 AM	9	0	0	9
6:45 AM	13	0	0	13
7:00 AM	23	1	0	24
7:15 AM	24	2	0	26
7:30 AM	28	0	0	28
7:45 AM	18	0	0	18
8:00 AM	21	0	0	21
8:15 AM	20	0	0	20
8:30 AM	25	0	0	25
8:45 AM	25	0	0	25
9:00 AM	31	2	0	33
9:15 AM	22	0	0	22
9:30 AM	25	1	0	26
9:45 AM	18	0	0	18
Total	3777	98	17	3892
Total %	97.0	2.5	0.4	100.0
AM Times	7:30 AM	6:30 AM	8:00 AM	7:30 AM
AM Peaks	108	2	1	112
PM Times	4:15 PM	2:45 PM	5:00 PM	4:15 PM
PM Peaks	193	8	4	197

Traffic Planning and Design, Inc
2500 East High Street
Suite 650
Pottstown, Pennsylvania, United States 19464
610.326.3100 jfunk@trafficpd.com

Couter: MIO:
Counted By::

Location: 40.964396, -76.884825

Count Name: Market Street & 3rd Street 1
Site Code: ATR 1
Start Date: 04/08/2019
Page No: 11

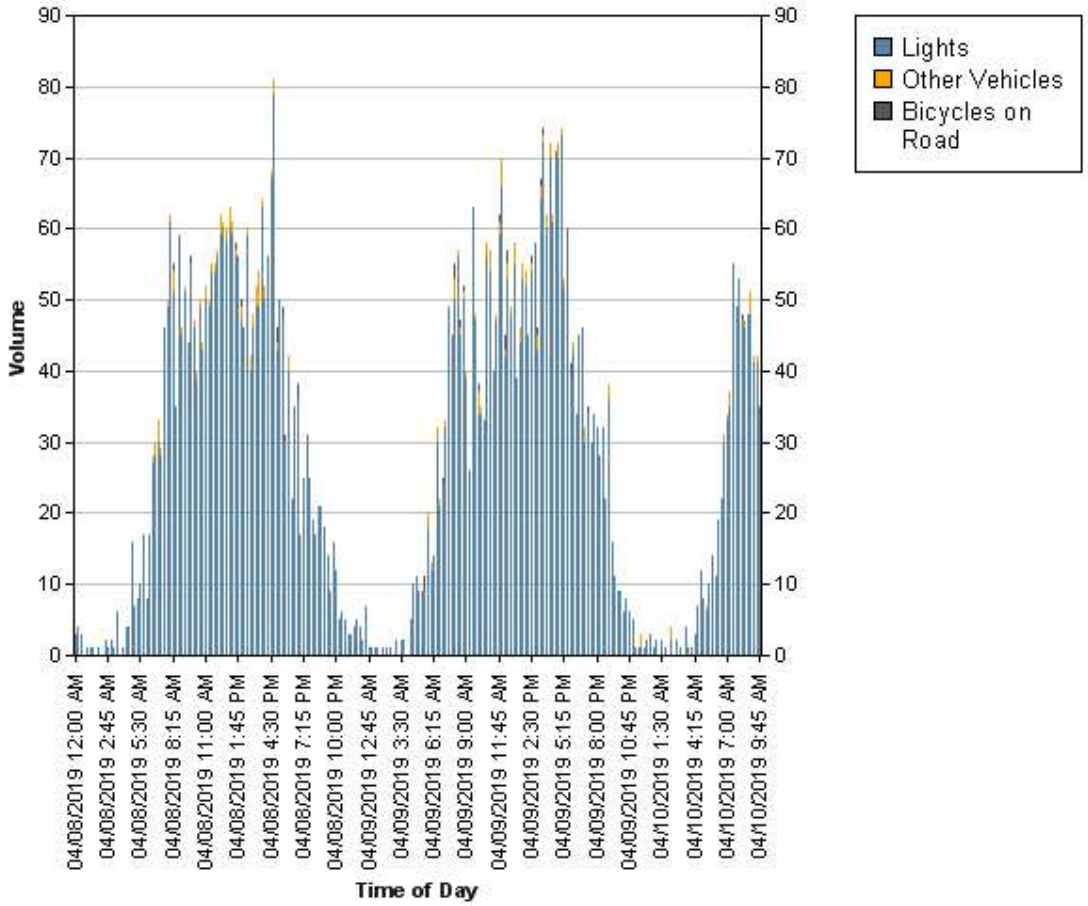

Traffic Planning and Design, Inc
2500 East High Street
Suite 650
Pottstown, Pennsylvania, United States 19464
610.326.3100 jfunk@trafficpd.com

Traffic Planning and Design, Inc
2500 East High Street
Suite 650
Pottstown, Pennsylvania, United States 19464
610.326.3100 jfunk@trafficpd.com

Couter: MIO:
Counted By::

Location: 40.964396, -76.884825

Count Name: Market Street & 3rd Street 2
Site Code: ATR 2
Start Date: 04/10/2019
Page No: 1

Direction (Southbound)

Start Time	Lights	Other Vehicles	Bicycles on Road	Total
10:00 AM	21	0	0	21
10:15 AM	17	1	0	18
10:30 AM	20	0	0	20
10:45 AM	16	0	0	16
11:00 AM	13	0	1	14
11:15 AM	28	0	0	28
11:30 AM	19	1	0	20
11:45 AM	21	1	1	23
12:00 PM	23	1	0	24
12:15 PM	31	0	0	31
12:30 PM	22	0	0	22
12:45 PM	38	0	0	38
1:00 PM	21	0	0	21
1:15 PM	23	0	0	23
1:30 PM	19	0	0	19
1:45 PM	24	0	0	24
2:00 PM	21	1	0	22
2:15 PM	31	0	0	31
2:30 PM	17	1	0	18
2:45 PM	32	0	0	32
3:00 PM	11	0	0	11
3:15 PM	15	2	0	17
3:30 PM	25	0	0	25
3:45 PM	22	4	1	27
4:00 PM	10	0	0	10
4:15 PM	18	2	0	20
4:30 PM	18	0	1	19
4:45 PM	20	0	0	20
5:00 PM	17	0	1	18
5:15 PM	13	0	0	13
5:30 PM	18	0	0	18
5:45 PM	19	0	0	19
6:00 PM	12	0	0	12
6:15 PM	14	0	0	14
6:30 PM	14	0	0	14
6:45 PM	20	0	0	20
7:00 PM	13	0	0	13
7:15 PM	11	0	0	11
7:30 PM	12	0	0	12

7:45 PM	12	0	0	12
8:00 PM	10	0	0	10
8:15 PM	8	0	0	8
8:30 PM	8	0	0	8
8:45 PM	15	0	0	15
9:00 PM	6	0	0	6
9:15 PM	4	0	0	4
9:30 PM	3	0	0	3
9:45 PM	4	0	0	4
10:00 PM	2	0	0	2
10:15 PM	0	0	0	0
10:30 PM	3	0	0	3
10:45 PM	3	0	0	3
11:00 PM	0	2	0	2
11:15 PM	1	0	0	1
11:30 PM	1	0	0	1
11:45 PM	1	0	0	1
04/11/2019 12:00 AM	0	0	0	0
12:15 AM	1	0	0	1
12:30 AM	0	0	0	0
12:45 AM	1	0	0	1
1:00 AM	0	0	0	0
1:15 AM	0	0	0	0
1:30 AM	1	0	0	1
1:45 AM	1	0	0	1
2:00 AM	0	0	0	0
2:15 AM	0	0	0	0
2:30 AM	0	0	0	0
2:45 AM	1	0	0	1
3:00 AM	0	0	0	0
3:15 AM	0	0	0	0
3:30 AM	2	0	0	2
3:45 AM	1	0	0	1
4:00 AM	2	0	0	2
4:15 AM	1	0	0	1
4:30 AM	9	0	0	9
4:45 AM	7	0	0	7
5:00 AM	4	0	0	4
5:15 AM	6	0	0	6
5:30 AM	2	0	0	2
5:45 AM	9	0	0	9
6:00 AM	3	0	0	3
6:15 AM	9	0	0	9
6:30 AM	11	0	0	11
6:45 AM	16	1	0	17
7:00 AM	3	1	0	4
7:15 AM	14	1	0	15
7:30 AM	11	0	0	11
7:45 AM	26	0	0	26
8:00 AM	28	1	0	29
8:15 AM	32	0	0	32
8:30 AM	23	1	0	24

8:45 AM	20	1	0	21
9:00 AM	25	2	0	27
9:15 AM	29	2	0	31
9:30 AM	22	1	0	23
9:45 AM	28	2	0	30
10:00 AM	21	0	0	21
10:15 AM	12	1	0	13
10:30 AM	12	1	0	13
10:45 AM	18	1	0	19
11:00 AM	18	1	1	20
11:15 AM	16	1	0	17
11:30 AM	12	1	0	13
11:45 AM	33	0	0	33
12:00 PM	27	0	0	27
12:15 PM	24	0	0	24
12:30 PM	26	0	0	26
12:45 PM	32	0	0	32
1:00 PM	24	1	0	25
1:15 PM	19	0	0	19
1:30 PM	19	0	0	19
1:45 PM	21	1	0	22
2:00 PM	18	3	0	21
2:15 PM	15	0	0	15
2:30 PM	16	0	0	16
2:45 PM	18	1	0	19
3:00 PM	26	0	0	26
3:15 PM	16	0	0	16
3:30 PM	28	1	0	29
3:45 PM	15	0	1	16
4:00 PM	22	0	0	22
4:15 PM	13	0	0	13
4:30 PM	24	0	0	24
4:45 PM	11	0	0	11
5:00 PM	17	0	0	17
5:15 PM	7	0	0	7
5:30 PM	12	0	0	12
5:45 PM	18	0	0	18
6:00 PM	11	0	0	11
6:15 PM	11	0	0	11
6:30 PM	10	0	0	10
6:45 PM	14	0	0	14
7:00 PM	15	0	0	15
7:15 PM	14	0	1	15
7:30 PM	4	0	0	4
7:45 PM	9	0	0	9
8:00 PM	16	0	0	16
8:15 PM	15	0	0	15
8:30 PM	16	0	0	16
8:45 PM	5	0	0	5
9:00 PM	8	0	0	8
9:15 PM	4	0	0	4
9:30 PM	10	0	0	10

9:45 PM	7	0	0	7
10:00 PM	2	0	0	2
10:15 PM	1	0	0	1
10:30 PM	4	0	0	4
10:45 PM	2	0	0	2
11:00 PM	2	0	0	2
11:15 PM	1	0	0	1
11:30 PM	2	0	0	2
11:45 PM	1	0	0	1
04/12/2019 12:00 AM	1	0	0	1
12:15 AM	1	0	0	1
12:30 AM	0	0	0	0
12:45 AM	1	0	0	1
1:00 AM	0	0	0	0
1:15 AM	2	0	0	2
1:30 AM	0	0	0	0
1:45 AM	0	0	0	0
2:00 AM	1	0	0	1
2:15 AM	2	0	0	2
2:30 AM	1	0	0	1
2:45 AM	1	0	0	1
3:00 AM	0	0	0	0
3:15 AM	1	0	0	1
3:30 AM	2	0	0	2
3:45 AM	2	0	0	2
4:00 AM	1	0	0	1
4:15 AM	5	0	0	5
4:30 AM	4	0	0	4
4:45 AM	10	0	0	10
5:00 AM	2	0	0	2
5:15 AM	3	0	0	3
5:30 AM	7	0	0	7
5:45 AM	4	0	0	4
6:00 AM	3	0	0	3
6:15 AM	7	0	0	7
6:30 AM	15	0	0	15
6:45 AM	14	2	0	16
7:00 AM	8	0	0	8
7:15 AM	10	0	0	10
7:30 AM	14	0	0	14
7:45 AM	28	0	0	28
8:00 AM	28	0	0	28
8:15 AM	29	0	1	30
8:30 AM	14	1	0	15
Total	2203	45	9	2257
Total %	97.6	2.0	0.4	100.0
AM Times	11:00 AM	9:00 AM	11:00 AM	11:00 AM
AM Peaks	81	7	1	85
PM Times	4:15 PM	3:15 PM	4:30 PM	4:15 PM
PM Peaks	73	6	2	77

Traffic Planning and Design, Inc
2500 East High Street
Suite 650
Pottstown, Pennsylvania, United States 19464
610.326.3100 jfunk@trafficpd.com

Couter: MIO:
Counted By::

Location: 40.964396, -76.884825

Count Name: Market Street & 3rd Street 2
Site Code: ATR 2
Start Date: 04/10/2019

Direction (Northbound)

Start Time	Lights	Other Vehicles	Bicycles on Road	Total
10:00 AM	24	0	0	24
10:15 AM	24	2	0	26
10:30 AM	27	0	0	27
10:45 AM	32	1	0	33
11:00 AM	31	2	0	33
11:15 AM	30	2	0	32
11:30 AM	36	0	0	36
11:45 AM	45	1	0	46
12:00 PM	42	2	0	44
12:15 PM	34	1	0	35
12:30 PM	31	0	0	31
12:45 PM	38	0	0	38
1:00 PM	34	3	0	37
1:15 PM	35	0	0	35
1:30 PM	34	0	0	34
1:45 PM	18	0	0	18
2:00 PM	25	2	0	27
2:15 PM	27	4	0	31
2:30 PM	35	1	0	36
2:45 PM	31	1	0	32
3:00 PM	29	1	0	30
3:15 PM	37	1	0	38
3:30 PM	46	1	0	47
3:45 PM	33	1	0	34
4:00 PM	34	4	1	39
4:15 PM	38	0	0	38
4:30 PM	51	0	0	51
4:45 PM	54	2	0	56
5:00 PM	51	1	1	53
5:15 PM	32	1	1	34
5:30 PM	31	0	0	31
5:45 PM	32	0	0	32
6:00 PM	24	2	0	26
6:15 PM	34	1	1	36
6:30 PM	17	0	1	18
6:45 PM	30	0	0	30
7:00 PM	20	1	0	21
7:15 PM	17	0	0	17
7:30 PM	13	0	0	13

7:45 PM	28	0	0	28
8:00 PM	16	0	0	16
8:15 PM	18	0	0	18
8:30 PM	21	0	0	21
8:45 PM	18	0	0	18
9:00 PM	16	2	0	18
9:15 PM	9	0	0	9
9:30 PM	7	0	0	7
9:45 PM	2	0	0	2
10:00 PM	7	0	0	7
10:15 PM	5	0	0	5
10:30 PM	4	0	0	4
10:45 PM	6	0	0	6
11:00 PM	2	0	0	2
11:15 PM	3	0	0	3
11:30 PM	1	0	0	1
11:45 PM	3	0	0	3
04/11/2019 12:00 AM	1	0	0	1
12:15 AM	2	0	0	2
12:30 AM	0	0	0	0
12:45 AM	1	0	0	1
1:00 AM	3	0	0	3
1:15 AM	1	0	0	1
1:30 AM	1	0	0	1
1:45 AM	2	0	0	2
2:00 AM	1	0	0	1
2:15 AM	1	0	0	1
2:30 AM	1	0	0	1
2:45 AM	2	0	0	2
3:00 AM	0	0	0	0
3:15 AM	0	0	0	0
3:30 AM	1	0	0	1
3:45 AM	1	0	0	1
4:00 AM	1	0	0	1
4:15 AM	2	0	0	2
4:30 AM	2	0	0	2
4:45 AM	2	0	0	2
5:00 AM	3	0	0	3
5:15 AM	6	0	0	6
5:30 AM	4	0	0	4
5:45 AM	4	0	0	4
6:00 AM	6	0	0	6
6:15 AM	7	0	0	7
6:30 AM	14	0	0	14
6:45 AM	11	0	0	11
7:00 AM	13	1	0	14
7:15 AM	16	0	0	16
7:30 AM	26	1	0	27
7:45 AM	31	2	0	33
8:00 AM	21	0	0	21
8:15 AM	26	0	0	26
8:30 AM	36	0	0	36

8:45 AM	24	1	0	25
9:00 AM	23	1	0	24
9:15 AM	25	1	0	26
9:30 AM	23	2	0	25
9:45 AM	22	1	0	23
10:00 AM	29	2	0	31
10:15 AM	15	0	0	15
10:30 AM	22	0	0	22
10:45 AM	27	0	0	27
11:00 AM	21	1	0	22
11:15 AM	28	0	1	29
11:30 AM	37	1	0	38
11:45 AM	25	1	1	27
12:00 PM	48	3	0	51
12:15 PM	29	0	0	29
12:30 PM	39	1	0	40
12:45 PM	27	3	0	30
1:00 PM	34	2	0	36
1:15 PM	28	1	1	30
1:30 PM	22	2	0	24
1:45 PM	26	1	0	27
2:00 PM	30	3	0	33
2:15 PM	36	2	0	38
2:30 PM	42	2	0	44
2:45 PM	32	1	0	33
3:00 PM	38	1	0	39
3:15 PM	34	1	0	35
3:30 PM	56	4	0	60
3:45 PM	42	4	0	46
4:00 PM	41	2	1	44
4:15 PM	33	1	0	34
4:30 PM	48	0	0	48
4:45 PM	46	2	0	48
5:00 PM	44	1	0	45
5:15 PM	43	0	0	43
5:30 PM	42	0	0	42
5:45 PM	29	0	0	29
6:00 PM	34	1	0	35
6:15 PM	19	0	0	19
6:30 PM	25	0	0	25
6:45 PM	24	0	0	24
7:00 PM	10	1	0	11
7:15 PM	17	0	0	17
7:30 PM	19	0	0	19
7:45 PM	16	0	0	16
8:00 PM	18	0	0	18
8:15 PM	14	0	0	14
8:30 PM	15	0	0	15
8:45 PM	7	0	0	7
9:00 PM	8	0	0	8
9:15 PM	20	0	0	20
9:30 PM	9	0	0	9

9:45 PM	8	0	0	8
10:00 PM	5	0	0	5
10:15 PM	6	0	0	6
10:30 PM	5	0	0	5
10:45 PM	5	0	0	5
11:00 PM	4	0	0	4
11:15 PM	1	0	0	1
11:30 PM	1	0	0	1
11:45 PM	2	0	0	2
04/12/2019 12:00 AM	2	0	0	2
12:15 AM	0	0	0	0
12:30 AM	0	0	0	0
12:45 AM	3	0	0	3
1:00 AM	1	0	0	1
1:15 AM	1	0	0	1
1:30 AM	1	0	0	1
1:45 AM	0	0	0	0
2:00 AM	0	0	0	0
2:15 AM	2	0	0	2
2:30 AM	0	0	0	0
2:45 AM	0	0	0	0
3:00 AM	0	0	0	0
3:15 AM	0	0	0	0
3:30 AM	2	0	0	2
3:45 AM	0	0	0	0
4:00 AM	0	0	0	0
4:15 AM	1	0	0	1
4:30 AM	3	0	0	3
4:45 AM	1	0	0	1
5:00 AM	3	0	0	3
5:15 AM	5	0	0	5
5:30 AM	8	0	3	11
5:45 AM	7	0	0	7
6:00 AM	6	0	0	6
6:15 AM	7	0	0	7
6:30 AM	14	1	0	15
6:45 AM	11	0	0	11
7:00 AM	11	1	0	12
7:15 AM	18	1	0	19
7:30 AM	28	0	0	28
7:45 AM	28	1	0	29
8:00 AM	17	0	0	17
8:15 AM	28	0	0	28
8:30 AM	14	0	0	14
Total	3395	98	12	3505
Total %	96.9	2.8	0.3	100.0
AM Times	11:00 AM	9:00 AM	11:00 AM	11:00 AM
AM Peaks	142	5	2	147
PM Times	4:15 PM	3:15 PM	4:30 PM	4:15 PM
PM Peaks	194	7	2	198

Traffic Planning and Design, Inc
2500 East High Street
Suite 650
Pottstown, Pennsylvania, United States 19464
610.326.3100 jfunk@trafficpd.com

Couter: MIO:
Counted By::

Location: 40.964396, -76.884825

Count Name: Market Street & 3rd Street 2
Site Code: ATR 2
Start Date: 04/10/2019
Page No: 9

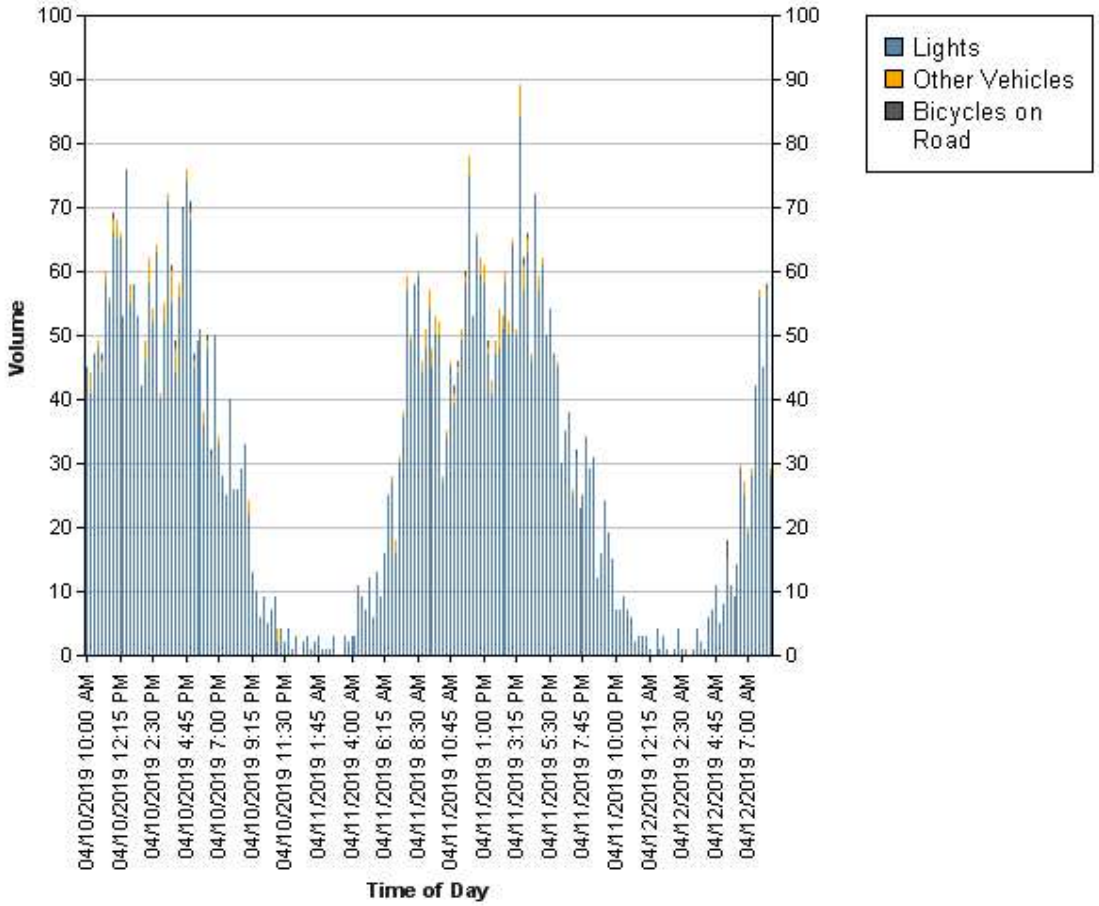

Traffic Planning and Design, Inc
2500 East High Street
Suite 650
Pottstown, Pennsylvania, United States 19464
610.326.3100 jfunk@trafficpd.com

Traffic Planning and Design, Inc
2500 East High Street
Suite 650
Pottstown, Pennsylvania, United States 19464
610.326.3100 jfunk@trafficpd.com

Couter: MIO:
Counted By::

Location: 40.964396, -76.884825

Count Name: Market Street & 3rd Street 3
Site Code: ATR 3
Start Date: 04/12/2019
Page No: 1

Direction (Southbound)

Start Time	Lights	Other Vehicles	Bicycles on Road	Total
8:45 AM	29	1	0	30
9:00 AM	19	3	0	22
9:15 AM	17	0	0	17
9:30 AM	22	0	0	22
9:45 AM	20	0	0	20
10:00 AM	18	2	0	20
10:15 AM	16	1	0	17
10:30 AM	28	0	0	28
10:45 AM	19	1	0	20
11:00 AM	25	1	0	26
11:15 AM	24	1	0	25
11:30 AM	20	1	0	21
11:45 AM	22	0	0	22
12:00 PM	27	0	0	27
12:15 PM	26	1	0	27
12:30 PM	28	1	0	29
12:45 PM	27	0	0	27
1:00 PM	16	0	0	16
1:15 PM	22	2	0	24
1:30 PM	25	1	0	26
1:45 PM	25	0	1	26
2:00 PM	26	0	0	26
2:15 PM	23	0	0	23
2:30 PM	26	0	0	26
2:45 PM	29	1	0	30
3:00 PM	27	0	0	27
3:15 PM	20	0	0	20
3:30 PM	24	1	0	25
3:45 PM	21	0	0	21
4:00 PM	20	0	0	20
4:15 PM	21	0	0	21
4:30 PM	21	0	0	21
4:45 PM	15	0	0	15
5:00 PM	15	0	0	15
5:15 PM	18	0	0	18
5:30 PM	24	0	0	24
5:45 PM	12	0	0	12
6:00 PM	19	0	0	19
6:15 PM	18	0	0	18

6:30 PM	10	0	0	10
6:45 PM	14	0	0	14
7:00 PM	13	0	0	13
7:15 PM	9	0	0	9
7:30 PM	14	0	0	14
7:45 PM	9	0	0	9
8:00 PM	9	0	0	9
8:15 PM	9	0	0	9
8:30 PM	12	0	0	12
8:45 PM	14	0	0	14
9:00 PM	10	0	0	10
9:15 PM	8	0	0	8
9:30 PM	8	0	0	8
9:45 PM	3	0	0	3
10:00 PM	5	0	0	5
10:15 PM	3	0	0	3
10:30 PM	3	0	0	3
10:45 PM	2	0	0	2
11:00 PM	2	0	0	2
11:15 PM	8	0	0	8
11:30 PM	1	0	0	1
11:45 PM	0	0	0	0
Total	1020	18	1	1039
Total %	98.2	1.7	0.1	100.0
AM Times	11:00 AM	8:45 AM	10:15 AM	11:00 AM
AM Peaks	91	4	0	94
PM Times	3:45 PM	1:15 PM	1:00 PM	3:45 PM
PM Peaks	83	3	1	83

Traffic Planning and Design, Inc
2500 East High Street
Suite 650
Pottstown, Pennsylvania, United States 19464
610.326.3100 jfunk@trafficpd.com

Couter: MIO:
Counted By::

Location: 40.964396, -76.884825

Count Name: Market Street & 3rd Street 3
Site Code: ATR 3
Start Date: 04/12/2019

Direction (Northbound)

Start Time	Lights	Other Vehicles	Bicycles on Road	Total
8:45 AM	29	1	0	30
9:00 AM	31	4	0	35
9:15 AM	20	3	0	23
9:30 AM	28	1	0	29
9:45 AM	33	0	0	33
10:00 AM	31	1	0	32
10:15 AM	30	0	0	30
10:30 AM	23	2	0	25
10:45 AM	24	2	0	26
11:00 AM	40	1	1	42
11:15 AM	21	1	0	22
11:30 AM	43	0	0	43
11:45 AM	31	2	0	33
12:00 PM	43	2	0	45
12:15 PM	43	0	0	43
12:30 PM	40	1	0	41
12:45 PM	44	1	0	45
1:00 PM	49	0	1	50
1:15 PM	24	0	0	24
1:30 PM	43	2	0	45
1:45 PM	38	0	0	38
2:00 PM	28	3	0	31
2:15 PM	33	0	0	33
2:30 PM	40	2	0	42
2:45 PM	36	1	0	37
3:00 PM	52	2	1	55
3:15 PM	43	1	0	44
3:30 PM	51	2	0	53
3:45 PM	43	2	0	45
4:00 PM	53	2	0	55
4:15 PM	58	0	0	58
4:30 PM	66	1	0	67
4:45 PM	43	1	1	45
5:00 PM	44	1	0	45
5:15 PM	45	0	0	45
5:30 PM	39	0	0	39
5:45 PM	27	0	0	27
6:00 PM	26	1	0	27
6:15 PM	19	0	0	19

6:30 PM	29	0	0	29
6:45 PM	21	1	0	22
7:00 PM	29	1	0	30
7:15 PM	14	0	0	14
7:30 PM	17	0	0	17
7:45 PM	17	0	0	17
8:00 PM	18	0	0	18
8:15 PM	14	0	0	14
8:30 PM	14	1	0	15
8:45 PM	21	0	0	21
9:00 PM	12	0	0	12
9:15 PM	10	0	0	10
9:30 PM	8	0	0	8
9:45 PM	9	0	0	9
10:00 PM	7	0	0	7
10:15 PM	14	0	0	14
10:30 PM	4	0	0	4
10:45 PM	3	0	0	3
11:00 PM	4	0	0	4
11:15 PM	4	0	0	4
11:30 PM	5	0	0	5
11:45 PM	4	0	0	4
Total	1732	46	4	1782
Total %	97.2	2.6	0.2	100.0
AM Times	11:00 AM	8:45 AM	10:15 AM	11:00 AM
AM Peaks	135	9	1	140
PM Times	3:45 PM	1:15 PM	1:00 PM	3:45 PM
PM Peaks	220	5	1	225

Traffic Planning and Design, Inc
2500 East High Street
Suite 650
Pottstown, Pennsylvania, United States 19464
610.326.3100 jfunk@trafficpd.com

Couter: MIO:
Counted By::

Location: 40.964396, -76.884825

Count Name: Market Street & 3rd Street 3
Site Code: ATR 3
Start Date: 04/12/2019
Page No: 5

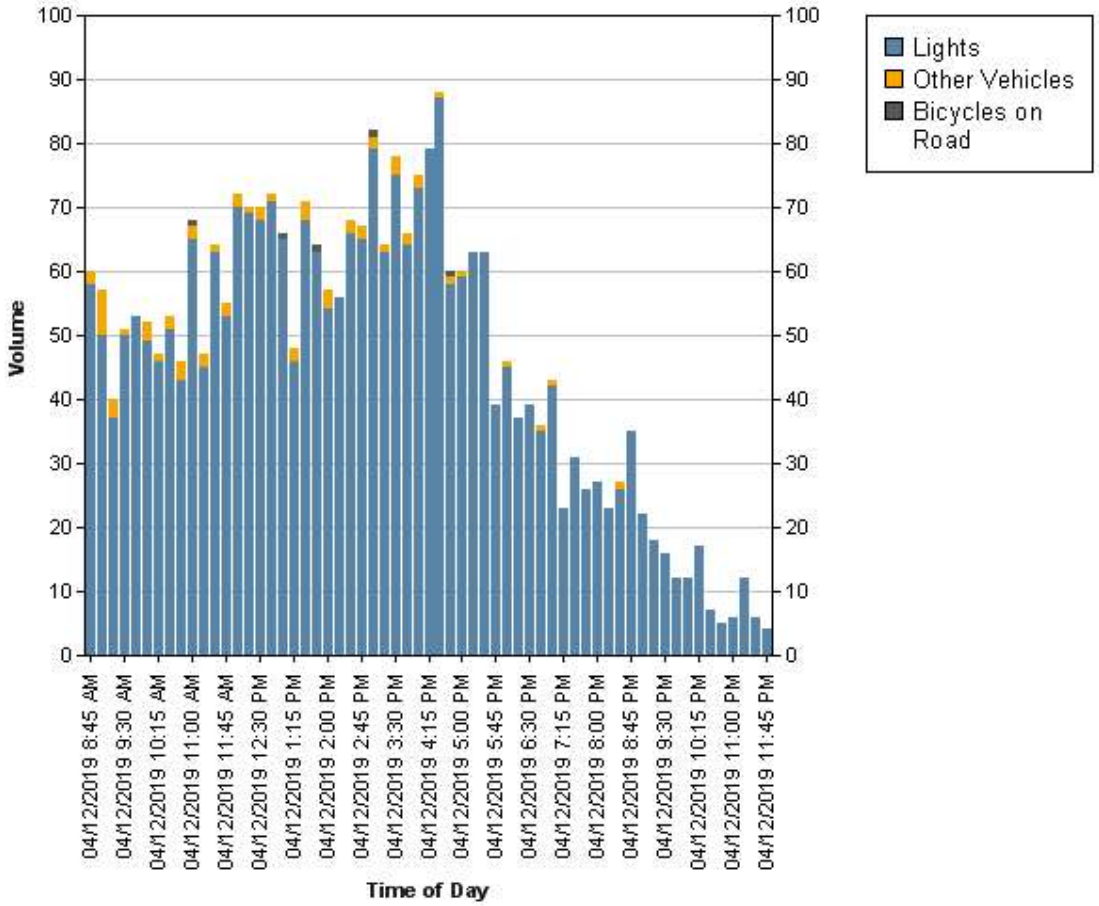

Couter: MIO:
Counted By::

Location: 40.965049, -76.883669

Traffic Planning and Design, Inc
2500 East High Street
Suite 650
Pottstown, Pennsylvania, United States 19464
610.326.3100

Count Name: Market Street & 2nd Street (AM
Site Code: AM
Start Date: 04/10/2019
Page No: 1

Turning Movement Data

Start Time	Market Street (SR 45) Eastbound					Market Street (SR 45) Westbound					2nd Street Northbound					2nd Street Southbound					
	Left	Thru	Right	Peds	App. Total	Left	Thru	Right	Peds	App. Total	Left	Thru	Right	Peds	App. Total	Left	Thru	Right	Peds	App. Total	Int. Total
7:15 AM	0	113	0	0	113	5	69	1	1	75	1	4	6	0	11	6	3	1	0	10	209
7:30 AM	2	103	0	3	105	1	80	3	0	84	0	4	5	2	9	13	6	5	0	24	222
7:45 AM	3	90	0	0	93	3	91	0	1	94	1	5	2	0	8	14	5	2	0	21	216
8:00 AM	1	84	1	1	86	3	85	4	1	92	1	4	1	1	6	7	6	2	1	15	199
Grand Total	6	390	1	4	397	12	325	8	3	345	3	17	14	3	34	40	20	10	1	70	846
Approach %	1.5	98.2	0.3	-	-	3.5	94.2	2.3	-	-	8.8	50.0	41.2	-	-	57.1	28.6	14.3	-	-	-
Total %	0.7	46.1	0.1	-	46.9	1.4	38.4	0.9	-	40.8	0.4	2.0	1.7	-	4.0	4.7	2.4	1.2	-	8.3	-
Lights	5	344	1	-	350	12	284	8	-	304	3	17	14	-	34	38	19	8	-	65	753
% Lights	83.3	88.2	100.0	-	88.2	100.0	87.4	100.0	-	88.1	100.0	100.0	100.0	-	100.0	95.0	95.0	80.0	-	92.9	89.0
Other Vehicles	1	44	0	-	45	0	41	0	-	41	0	0	0	-	0	2	1	2	-	5	91
% Other Vehicles	16.7	11.3	0.0	-	11.3	0.0	12.6	0.0	-	11.9	0.0	0.0	0.0	-	0.0	5.0	5.0	20.0	-	7.1	10.8
Bicycles on Road	0	2	0	-	2	0	0	0	-	0	0	0	0	-	0	0	0	0	-	0	2
% Bicycles on Road	0.0	0.5	0.0	-	0.5	0.0	0.0	0.0	-	0.0	0.0	0.0	0.0	-	0.0	0.0	0.0	0.0	-	0.0	0.2
Bicycles on Crosswalk	-	-	-	0	-	-	-	-	0	-	-	-	-	0	-	-	-	-	0	-	-
% Bicycles on Crosswalk	-	-	-	0.0	-	-	-	-	0.0	-	-	-	-	0.0	-	-	-	-	0.0	-	-
Pedestrians	-	-	-	4	-	-	-	-	3	-	-	-	-	3	-	-	-	-	1	-	-
% Pedestrians	-	-	-	100.0	-	-	-	-	100.0	-	-	-	-	100.0	-	-	-	-	100.0	-	-

Traffic Planning and Design, Inc
2500 East High Street
Suite 650
Pottstown, Pennsylvania, United States 19464
610.326.3100

Couter: MIO:
Counted By::

Location: 40.965049, -76.883669

Count Name: Market Street & 2nd Street (AM
Site Code: AM
Start Date: 04/10/2019
Page No: 2

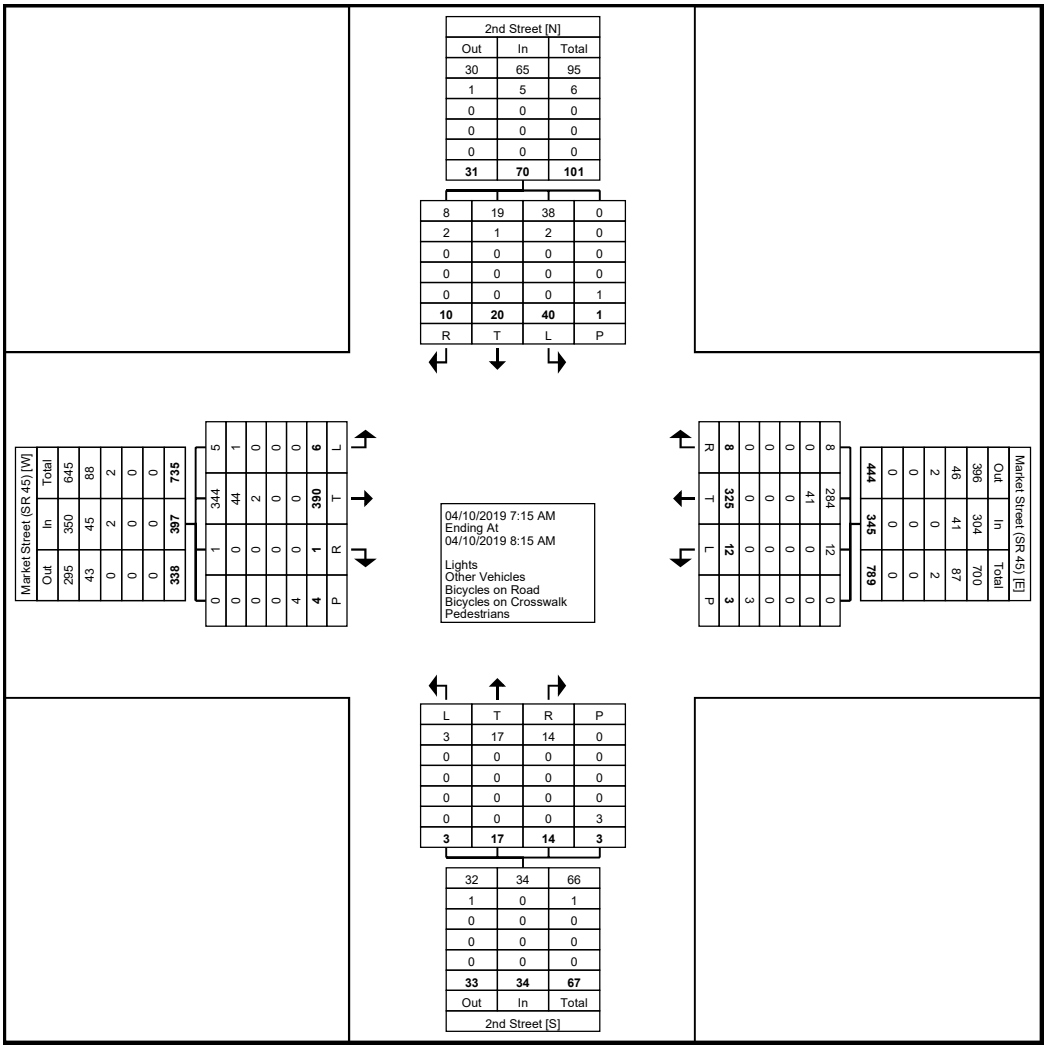

Turning Movement Data Plot

Couter: MIO:
Counted By::

Location: 40.965049, -76.883669

Traffic Planning and Design, Inc
2500 East High Street
Suite 650
Pottstown, Pennsylvania, United States 19464
610.326.3100

Count Name: Market Street & 2nd Street (AM
Site Code: AM
Start Date: 04/10/2019
Page No: 3

Turning Movement Peak Hour Data (7:15 AM)

Start Time	Market Street (SR 45) Eastbound					Market Street (SR 45) Westbound					2nd Street Northbound					2nd Street Southbound					
	Left	Thru	Right	Peds	App. Total	Left	Thru	Right	Peds	App. Total	Left	Thru	Right	Peds	App. Total	Left	Thru	Right	Peds	App. Total	Int. Total
7:15 AM	0	113	0	0	113	5	69	1	1	75	1	4	6	0	11	6	3	1	0	10	209
7:30 AM	2	103	0	3	105	1	80	3	0	84	0	4	5	2	9	13	6	5	0	24	222
7:45 AM	3	90	0	0	93	3	91	0	1	94	1	5	2	0	8	14	5	2	0	21	216
8:00 AM	1	84	1	1	86	3	85	4	1	92	1	4	1	1	6	7	6	2	1	15	199
Total	6	390	1	4	397	12	325	8	3	345	3	17	14	3	34	40	20	10	1	70	846
Approach %	1.5	98.2	0.3	-	-	3.5	94.2	2.3	-	-	8.8	50.0	41.2	-	-	57.1	28.6	14.3	-	-	-
Total %	0.7	46.1	0.1	-	46.9	1.4	38.4	0.9	-	40.8	0.4	2.0	1.7	-	4.0	4.7	2.4	1.2	-	8.3	-
PHF	0.500	0.863	0.250	-	0.878	0.600	0.893	0.500	-	0.918	0.750	0.850	0.583	-	0.773	0.714	0.833	0.500	-	0.729	0.953
Lights	5	344	1	-	350	12	284	8	-	304	3	17	14	-	34	38	19	8	-	65	753
% Lights	83.3	88.2	100.0	-	88.2	100.0	87.4	100.0	-	88.1	100.0	100.0	100.0	-	100.0	95.0	95.0	80.0	-	92.9	89.0
Other Vehicles	1	44	0	-	45	0	41	0	-	41	0	0	0	-	0	2	1	2	-	5	91
% Other Vehicles	16.7	11.3	0.0	-	11.3	0.0	12.6	0.0	-	11.9	0.0	0.0	0.0	-	0.0	5.0	5.0	20.0	-	7.1	10.8
Bicycles on Road	0	2	0	-	2	0	0	0	-	0	0	0	0	-	0	0	0	0	-	0	2
% Bicycles on Road	0.0	0.5	0.0	-	0.5	0.0	0.0	0.0	-	0.0	0.0	0.0	0.0	-	0.0	0.0	0.0	0.0	-	0.0	0.2
Bicycles on Crosswalk	-	-	-	0	-	-	-	-	0	-	-	-	-	0	-	-	-	-	0	-	-
% Bicycles on Crosswalk	-	-	-	0.0	-	-	-	-	0.0	-	-	-	-	0.0	-	-	-	-	0.0	-	-
Pedestrians	-	-	-	4	-	-	-	-	3	-	-	-	-	3	-	-	-	-	1	-	-
% Pedestrians	-	-	-	100.0	-	-	-	-	100.0	-	-	-	-	100.0	-	-	-	-	100.0	-	-

Traffic Planning and Design, Inc
2500 East High Street
Suite 650
Pottstown, Pennsylvania, United States 19464
610.326.3100

Couter: MIO:
Counted By::

Location: 40.965049, -76.883669

Count Name: Market Street & 2nd Street (AM
Site Code: AM
Start Date: 04/10/2019
Page No: 4

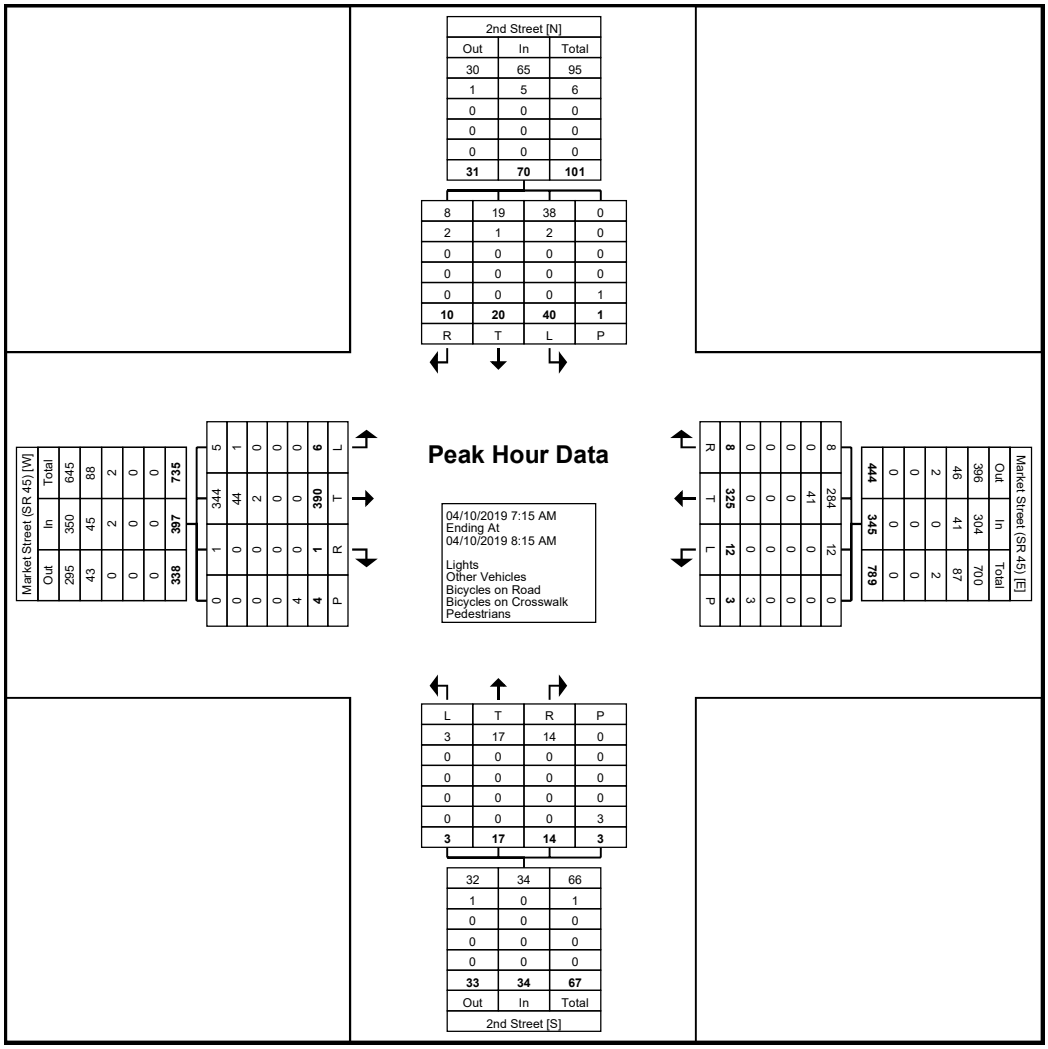

Turning Movement Peak Hour Data Plot (7:15 AM)

Counter: MIO:
Set up By: JH:

Traffic Planning and Design, Inc
2500 East High Street
Suite 650
Pottstown, Pennsylvania, United States 19464
610.326.3100

Count Name: Market Street & 2nd Street _ PM
Site Code: 330-430 PM
Start Date: 04/10/2019
Page No: 1

Turning Movement Data

Start Time	Market Street Eastbound						Market Street Westbound						2nd Street Northbound						2nd Street Southbound						
	Left	Thru	Right	Right on Red	Peds	App. Total	Left	Thru	Right	Right on Red	Peds	App. Total	Left	Thru	Right	Right on Red	Peds	App. Total	Left	Thru	Right	Right on Red	Peds	App. Total	Int. Total
3:30 PM	5	105	3	0	3	113	3	97	2	0	1	102	3	14	7	0	8	24	40	8	4	0	1	52	291
3:45 PM	3	89	2	0	2	94	5	111	3	0	2	119	3	2	7	0	2	12	36	4	5	1	1	46	271
4:00 PM	3	104	1	0	0	108	6	86	4	0	3	96	2	3	13	0	4	18	40	3	2	0	2	45	267
4:15 PM	2	99	4	0	0	105	7	102	4	0	4	113	4	5	7	0	4	16	21	4	6	1	5	32	266
Grand Total	13	397	10	0	5	420	21	396	13	0	10	430	12	24	34	0	18	70	137	19	17	2	9	175	1095
Approach %	3.1	94.5	2.4	0.0	-	-	4.9	92.1	3.0	0.0	-	-	17.1	34.3	48.6	0.0	-	-	78.3	10.9	9.7	1.1	-	-	-
Total %	1.2	36.3	0.9	0.0	-	38.4	1.9	36.2	1.2	0.0	-	39.3	1.1	2.2	3.1	0.0	-	6.4	12.5	1.7	1.6	0.2	-	16.0	-
Lights	13	369	10	0	-	392	21	363	13	0	-	397	9	22	34	0	-	65	137	19	16	2	-	174	1028
% Lights	100.0	92.9	100.0	-	-	93.3	100.0	91.7	100.0	-	-	92.3	75.0	91.7	100.0	-	-	92.9	100.0	100.0	94.1	100.0	-	99.4	93.9
Other Vehicles	0	27	0	0	-	27	0	32	0	0	-	32	3	1	0	0	-	4	0	0	1	0	-	1	64
% Other Vehicles	0.0	6.8	0.0	-	-	6.4	0.0	8.1	0.0	-	-	7.4	25.0	4.2	0.0	-	-	5.7	0.0	0.0	5.9	0.0	-	0.6	5.8
Bicycles on Road	0	1	0	0	-	1	0	1	0	0	-	1	0	1	0	0	-	1	0	0	0	0	-	0	3
% Bicycles on Road	0.0	0.3	0.0	-	-	0.2	0.0	0.3	0.0	-	-	0.2	0.0	4.2	0.0	-	-	1.4	0.0	0.0	0.0	0.0	-	0.0	0.3
Bicycles on Crosswalk	-	-	-	-	0	-	-	-	-	-	0	-	-	-	-	-	0	-	-	-	-	-	0	-	-
% Bicycles on Crosswalk	-	-	-	-	0.0	-	-	-	-	-	0.0	-	-	-	-	-	0.0	-	-	-	-	-	0.0	-	-
Pedestrians	-	-	-	-	5	-	-	-	-	-	10	-	-	-	-	-	18	-	-	-	-	-	9	-	-
% Pedestrians	-	-	-	-	100.0	-	-	-	-	-	100.0	-	-	-	-	-	100.0	-	-	-	-	-	100.0	-	-

Traffic Planning and Design, Inc
2500 East High Street
Suite 650
Pottstown, Pennsylvania, United States 19464
610.326.3100

Counter: MIO:
Set up By: JH:

Count Name: Market Street & 2nd Street _ PM
Site Code: 330-430 PM
Start Date: 04/10/2019
Page No: 2

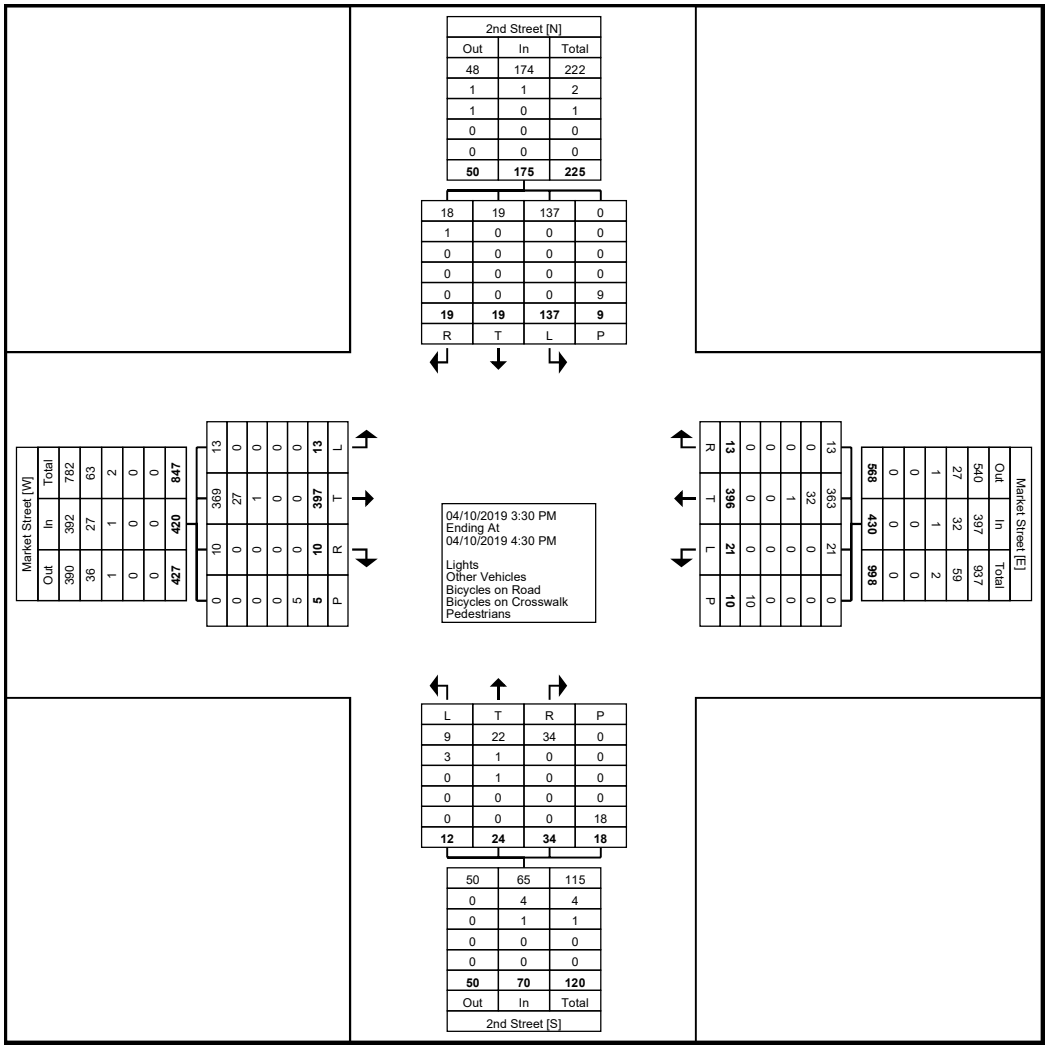

Turning Movement Data Plot

Counter: MIO:
Set up By: JH:

Traffic Planning and Design, Inc
2500 East High Street
Suite 650
Pottstown, Pennsylvania, United States 19464
610.326.3100

Count Name: Market Street & 2nd Street _ PM
Site Code: 330-430 PM
Start Date: 04/10/2019
Page No: 3

Turning Movement Peak Hour Data (3:30 PM)

Start Time	Market Street Eastbound						Market Street Westbound						2nd Street Northbound						2nd Street Southbound						
	Left	Thru	Right	Right on Red	Peds	App. Total	Left	Thru	Right	Right on Red	Peds	App. Total	Left	Thru	Right	Right on Red	Peds	App. Total	Left	Thru	Right	Right on Red	Peds	App. Total	Int. Total
3:30 PM	5	105	3	0	3	113	3	97	2	0	1	102	3	14	7	0	8	24	40	8	4	0	1	52	291
3:45 PM	3	89	2	0	2	94	5	111	3	0	2	119	3	2	7	0	2	12	36	4	5	1	1	46	271
4:00 PM	3	104	1	0	0	108	6	86	4	0	3	96	2	3	13	0	4	18	40	3	2	0	2	45	267
4:15 PM	2	99	4	0	0	105	7	102	4	0	4	113	4	5	7	0	4	16	21	4	6	1	5	32	266
Total	13	397	10	0	5	420	21	396	13	0	10	430	12	24	34	0	18	70	137	19	17	2	9	175	1095
Approach %	3.1	94.5	2.4	0.0	-	-	4.9	92.1	3.0	0.0	-	-	17.1	34.3	48.6	0.0	-	-	78.3	10.9	9.7	1.1	-	-	-
Total %	1.2	36.3	0.9	0.0	-	38.4	1.9	36.2	1.2	0.0	-	39.3	1.1	2.2	3.1	0.0	-	6.4	12.5	1.7	1.6	0.2	-	16.0	-
PHF	0.650	0.945	0.625	0.000	-	0.929	0.750	0.892	0.813	0.000	-	0.903	0.750	0.429	0.654	0.000	-	0.729	0.856	0.594	0.708	0.500	-	0.841	0.941
Lights	13	369	10	0	-	392	21	363	13	0	-	397	9	22	34	0	-	65	137	19	16	2	-	174	1028
% Lights	100.0	92.9	100.0	-	-	93.3	100.0	91.7	100.0	-	-	92.3	75.0	91.7	100.0	-	-	92.9	100.0	100.0	94.1	100.0	-	99.4	93.9
Other Vehicles	0	27	0	0	-	27	0	32	0	0	-	32	3	1	0	0	-	4	0	0	1	0	-	1	64
% Other Vehicles	0.0	6.8	0.0	-	-	6.4	0.0	8.1	0.0	-	-	7.4	25.0	4.2	0.0	-	-	5.7	0.0	0.0	5.9	0.0	-	0.6	5.8
Bicycles on Road	0	1	0	0	-	1	0	1	0	0	-	1	0	1	0	0	-	1	0	0	0	0	-	0	3
% Bicycles on Road	0.0	0.3	0.0	-	-	0.2	0.0	0.3	0.0	-	-	0.2	0.0	4.2	0.0	-	-	1.4	0.0	0.0	0.0	0.0	-	0.0	0.3
Bicycles on Crosswalk	-	-	-	-	0	-	-	-	-	-	0	-	-	-	-	-	0	-	-	-	-	-	0	-	-
% Bicycles on Crosswalk	-	-	-	-	0.0	-	-	-	-	-	0.0	-	-	-	-	-	0.0	-	-	-	-	-	0.0	-	-
Pedestrians	-	-	-	-	5	-	-	-	-	-	10	-	-	-	-	-	18	-	-	-	-	-	9	-	-
% Pedestrians	-	-	-	-	100.0	-	-	-	-	-	100.0	-	-	-	-	-	100.0	-	-	-	-	-	100.0	-	-

Traffic Planning and Design, Inc
2500 East High Street
Suite 650
Pottstown, Pennsylvania, United States 19464
610.326.3100

Counter: MIO:
Set up By: JH:

Count Name: Market Street & 2nd Street _ PM
Site Code: 330-430 PM
Start Date: 04/10/2019
Page No: 4

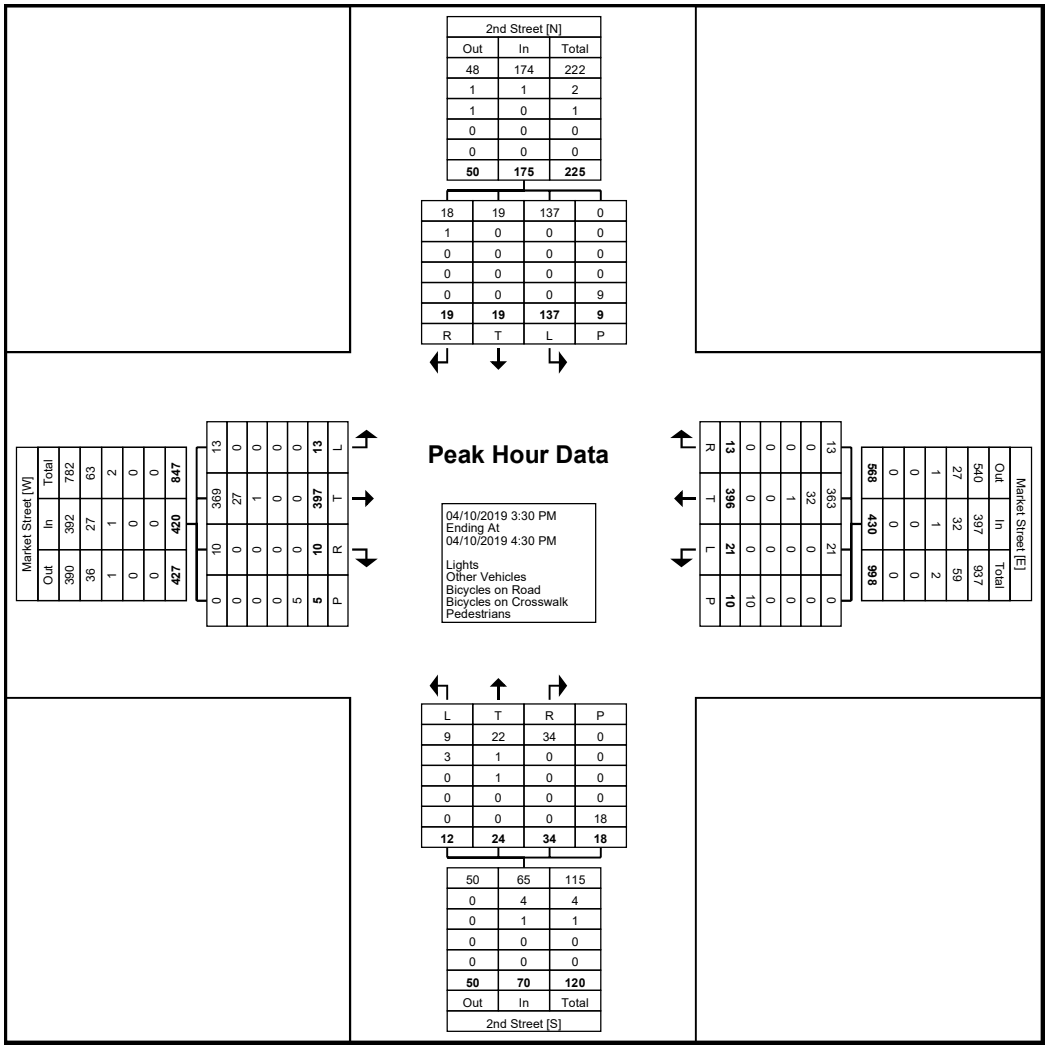

Turning Movement Peak Hour Data Plot (3:30 PM)

Counter: MIO:
Set up By: JH:

Traffic Planning and Design, Inc
2500 East High Street
Suite 650
Pottstown, Pennsylvania, United States 19464
610.326.3100

Count Name: #6- Market Street & Water Street
Site Code: 24 hour TMC
Start Date: 04/11/2019
Page No: 1

Turning Movement Data

Start Time	Market Street Eastbound					Market Street Westbound					Water Street Northbound					Water Street Southbound					
	Left	Thru	Right	Peds	App. Total	Left	Thru	Right	Peds	App. Total	Left	Thru	Right	Peds	App. Total	Left	Thru	Right	Peds	App. Total	Int. Total
12:00 AM	1	13	0	0	14	0	9	5	0	14	0	0	0	0	0	3	0	0	0	3	31
12:15 AM	2	9	0	0	11	0	8	4	0	12	0	0	0	0	0	3	0	1	0	4	27
12:30 AM	0	9	0	0	9	0	11	3	2	14	0	0	0	2	0	1	0	2	2	3	26
12:45 AM	1	10	1	0	12	0	4	2	0	6	0	0	0	0	0	2	0	0	0	2	20
Hourly Total	4	41	1	0	46	0	32	14	2	46	0	0	0	2	0	9	0	3	2	12	104
1:00 AM	1	7	0	0	8	0	7	2	0	9	0	0	0	0	0	2	0	0	0	2	19
1:15 AM	2	9	0	0	11	0	4	0	0	4	0	0	0	0	0	2	1	1	0	4	19
1:30 AM	0	7	0	0	7	0	4	1	0	5	0	0	0	0	0	2	0	0	0	2	14
1:45 AM	0	6	0	0	6	0	3	0	0	3	0	0	0	0	0	0	0	0	0	0	9
Hourly Total	3	29	0	0	32	0	18	3	0	21	0	0	0	0	0	6	1	1	0	8	61
2:00 AM	1	8	0	0	9	0	9	2	0	11	0	0	0	0	0	1	0	0	0	1	21
2:15 AM	0	11	0	0	11	0	3	1	0	4	0	0	0	0	0	2	0	0	0	2	17
2:30 AM	0	6	0	0	6	0	3	1	0	4	0	0	1	0	1	0	0	0	0	0	11
2:45 AM	0	4	0	0	4	0	8	2	0	10	0	0	0	0	0	2	0	0	0	2	16
Hourly Total	1	29	0	0	30	0	23	6	0	29	0	0	1	0	1	5	0	0	0	5	65
3:00 AM	0	6	0	0	6	0	12	0	0	12	0	0	0	0	0	2	1	0	1	3	21
3:15 AM	0	9	0	0	9	0	16	1	0	17	0	0	0	0	0	0	0	0	0	0	26
3:30 AM	0	8	0	0	8	0	14	1	0	15	0	0	0	0	0	0	0	0	0	0	23
3:45 AM	0	7	0	0	7	0	14	3	0	17	0	0	0	0	0	3	0	1	0	4	28
Hourly Total	0	30	0	0	30	0	56	5	0	61	0	0	0	0	0	5	1	1	1	7	98
4:00 AM	0	12	0	0	12	0	20	0	0	20	0	0	0	0	0	2	0	1	0	3	35
4:15 AM	1	10	0	0	11	0	25	5	0	30	0	0	0	0	0	1	0	0	0	1	42
4:30 AM	0	17	0	0	17	0	27	9	0	36	0	0	0	0	0	5	0	0	0	5	58
4:45 AM	0	15	0	0	15	0	28	8	0	36	0	0	1	0	1	4	0	0	0	4	56
Hourly Total	1	54	0	0	55	0	100	22	0	122	0	0	1	0	1	12	0	1	0	13	191
5:00 AM	0	25	0	0	25	0	24	7	0	31	0	0	0	0	0	5	0	0	0	5	61
5:15 AM	0	45	0	0	45	2	34	5	0	41	0	0	0	0	0	4	0	0	0	4	90
5:30 AM	1	59	0	0	60	0	35	8	0	43	0	0	0	4	0	5	0	0	0	5	108
5:45 AM	1	56	0	0	57	0	46	21	1	67	0	0	1	5	1	10	0	0	0	10	135
Hourly Total	2	185	0	0	187	2	139	41	1	182	0	0	1	9	1	24	0	0	0	24	394
6:00 AM	1	43	0	0	44	2	38	16	0	56	0	0	1	0	1	16	0	0	0	16	117
6:15 AM	1	98	1	0	100	0	33	25	0	58	0	0	6	0	6	13	0	0	0	13	177
6:30 AM	0	103	0	0	103	2	72	42	0	116	0	0	3	0	3	15	2	0	0	17	239
6:45 AM	1	109	0	0	110	1	48	49	0	98	0	1	2	0	3	17	0	0	0	17	228
Hourly Total	3	353	1	0	357	5	191	132	0	328	0	1	12	0	13	61	2	0	0	63	761
7:00 AM	4	106	0	0	110	3	59	41	0	103	0	0	1	0	1	11	0	0	0	11	225
7:15 AM	0	132	2	0	134	1	83	49	0	133	0	0	8	0	8	15	1	1	0	17	292
7:30 AM	1	146	1	0	148	2	110	46	0	158	0	0	4	0	4	17	1	0	0	18	328
7:45 AM	4	154	0	0	158	4	115	72	0	191	0	0	9	0	9	18	0	0	0	18	376
Hourly Total	9	538	3	0	550	10	367	208	0	585	0	0	22	0	22	61	2	1	0	64	1221
8:00 AM	1	95	0	0	96	2	95	48	0	145	0	0	3	0	3	20	0	0	0	20	264
8:15 AM	5	74	1	0	80	6	101	42	0	149	0	1	7	0	8	12	2	4	0	18	255
8:30 AM	2	69	0	0	71	8	87	44	0	139	0	0	3	0	3	14	1	4	0	19	232
8:45 AM	3	67	0	0	70	9	78	46	0	133	0	0	5	0	5	15	1	0	0	16	224
Hourly Total	11	305	1	0	317	25	361	180	0	566	0	1	18	0	19	61	4	8	0	73	975
9:00 AM	1	71	2	1	74	2	77	41	0	120	0	0	4	0	4	21	1	1	0	23	221
9:15 AM	7	69	0	0	76	5	78	56	0	139	1	0	3	0	4	21	0	3	0	24	243
9:30 AM	6	84	0	0	90	1	71	45	0	117	0	0	6	0	6	22	0	5	0	27	240
9:45 AM	7	69	2	1	78	0	74	43	0	117	1	1	0	1	2	18	0	0	0	18	215
Hourly Total	21	293	4	2	318	8	300	185	0	493	2	1	13	1	16	82	1	9	0	92	919
10:00 AM	4	80	1	1	85	0	65	35	0	100	0	0	3	0	3	16	1	0	0	17	205
10:15 AM	4	91	0	1	95	4	66	51	0	121	0	0	2	0	2	23	0	2	0	25	243
10:30 AM	5	74	1	0	80	2	76	35	0	113	0	0	3	2	3	26	0	7	0	33	229
10:45 AM	1	74	1	1	76	1	59	52	0	112	0	0	5	1	5	22	0	2	0	24	217
Hourly Total	14	319	3	3	336	7	266	173	0	446	0	0	13	3	13	87	1	11	0	99	894
11:00 AM	4	83	2	0	89	2	71	27	0	100	0	0	4	0	4	10	1	1	0	12	205
11:15 AM	4	79	0	0	83	3	70	49	0	122	0	0	3	0	3	14	0	3	0	17	225
11:30 AM	6	75	2	0	83	2	64	40	0	106	0	0	1	0	1	24	1	4	0	29	219
11:45 AM	3	93	0	1	96	1	78	41	0	120	0	0	3	1	3	22	1	5	0	28	247
Hourly Total	17	330	4	1	351	8	283	157	0	448	0	0	11	1	11	70	3	13	0	86	896
12:00 PM	4	101	4	0	109	3	73	57	0	133	0	0	5	0	5	20	0	1	0	21	268
12:15 PM	7	89	0	1	96	2	78	50	0	130	0	0	2	0	2	33	0	6	0	39	267

12:30 PM	6	88	2	0	96	7	63	33	0	103	1	0	9	0	10	29	0	4	0	33	242
12:45 PM	5	88	0	2	93	2	66	36	0	104	0	0	2	0	2	26	0	2	0	28	227
Hourly Total	22	366	6	3	394	14	280	176	0	470	1	0	18	0	19	108	0	13	0	121	1004
1:00 PM	3	109	0	2	112	2	44	32	0	78	1	0	5	2	6	33	0	1	2	34	230
1:15 PM	1	92	2	0	95	1	80	43	0	124	0	1	4	0	5	29	2	2	0	33	257
1:30 PM	8	94	0	2	102	1	79	44	0	124	0	0	1	0	1	22	1	1	0	24	251
1:45 PM	4	84	2	1	90	3	70	41	0	114	0	0	4	0	4	23	0	5	1	28	236
Hourly Total	16	379	4	5	399	7	273	160	0	440	1	1	14	2	16	107	3	9	3	119	974
2:00 PM	4	102	1	0	107	3	66	39	0	108	1	0	1	0	2	22	0	3	1	25	242
2:15 PM	5	114	2	3	121	3	72	43	0	118	0	0	1	2	1	30	0	5	0	35	275
2:30 PM	4	133	1	1	138	7	95	46	0	148	0	1	3	3	4	29	0	2	0	31	321
2:45 PM	8	116	2	0	126	1	80	40	0	121	2	2	1	0	5	32	1	4	0	37	289
Hourly Total	21	465	6	4	492	14	313	168	0	495	3	3	6	5	12	113	1	14	1	128	1127
3:00 PM	6	120	2	0	128	5	93	57	0	155	0	0	8	0	8	28	0	8	0	36	327
3:15 PM	6	151	2	2	159	4	96	59	0	159	1	0	8	1	9	29	1	3	0	33	360
3:30 PM	6	169	3	1	178	14	121	73	0	208	0	0	6	3	6	19	1	3	0	23	415
3:45 PM	2	158	1	1	161	14	103	58	0	175	0	0	3	5	3	28	0	6	1	34	373
Hourly Total	20	598	8	4	626	37	413	247	0	697	1	0	25	9	26	104	2	20	1	126	1475
4:00 PM	6	164	1	0	171	7	115	64	0	186	0	0	4	0	4	26	1	3	0	30	391
4:15 PM	1	147	1	2	149	7	83	50	0	140	0	0	12	0	12	19	0	3	0	22	323
4:30 PM	3	169	1	0	173	8	111	52	0	171	0	0	7	2	7	21	1	4	4	26	377
4:45 PM	3	134	0	16	137	6	113	69	0	188	0	0	8	4	8	25	0	7	0	32	365
Hourly Total	13	614	3	18	630	28	422	235	0	685	0	0	31	6	31	91	2	17	4	110	1456
5:00 PM	8	158	0	2	166	8	125	55	0	188	0	0	3	1	3	22	0	9	0	31	388
5:15 PM	5	160	2	1	167	8	106	64	0	178	0	0	4	3	4	23	1	4	0	28	377
5:30 PM	4	130	4	1	138	7	103	52	0	162	0	0	8	2	8	23	0	3	0	26	334
5:45 PM	3	103	1	1	107	5	104	53	0	162	0	0	2	4	2	26	1	3	0	30	301
Hourly Total	20	551	7	5	578	28	438	224	0	690	0	0	17	10	17	94	2	19	0	115	1400
6:00 PM	3	101	2	5	106	4	82	38	0	124	0	0	2	1	2	24	0	1	0	25	257
6:15 PM	3	90	1	0	94	1	85	29	0	115	0	1	5	0	6	25	0	3	0	28	243
6:30 PM	4	109	2	0	115	3	68	54	0	125	0	0	4	4	4	18	1	9	0	28	272
6:45 PM	3	70	2	0	75	2	62	33	0	97	0	0	3	2	3	20	1	1	2	22	197
Hourly Total	13	370	7	5	390	10	297	154	0	461	0	1	14	7	15	87	2	14	2	103	969
7:00 PM	2	59	3	0	64	1	61	39	0	101	0	0	6	0	6	31	0	1	0	32	203
7:15 PM	3	77	1	0	81	0	72	28	0	100	1	0	4	4	5	27	0	3	0	30	216
7:30 PM	4	75	0	4	79	2	44	25	0	71	1	0	2	4	3	21	1	4	0	26	179
7:45 PM	2	54	1	0	57	1	51	20	0	72	0	0	2	1	2	18	0	4	0	22	153
Hourly Total	11	265	5	4	281	4	228	112	0	344	2	0	14	9	16	97	1	12	0	110	751
8:00 PM	4	89	1	0	94	4	50	29	0	83	0	0	5	1	5	29	0	3	0	32	214
8:15 PM	1	54	0	0	55	0	61	16	0	77	0	0	5	1	5	15	0	3	0	18	155
8:30 PM	5	58	1	0	64	1	45	22	0	68	0	1	2	0	3	23	1	2	0	26	161
8:45 PM	3	50	1	0	54	1	29	14	0	44	0	0	3	0	3	19	0	3	0	22	123
Hourly Total	13	251	3	0	267	6	185	81	0	272	0	1	15	2	16	86	1	11	0	98	653
9:00 PM	2	49	0	1	51	1	26	8	0	35	0	0	3	0	3	16	1	2	0	19	108
9:15 PM	2	46	1	1	49	0	29	12	0	41	0	0	3	0	3	7	0	0	0	7	100
9:30 PM	2	51	0	0	53	0	26	10	0	36	0	0	1	0	1	14	0	2	0	16	106
9:45 PM	1	31	2	0	34	0	18	10	0	28	0	1	1	0	2	11	0	0	0	11	75
Hourly Total	7	177	3	2	187	1	99	40	0	140	0	1	8	0	9	48	1	4	0	53	389
10:00 PM	1	25	0	0	26	0	15	6	0	21	1	0	1	0	2	18	0	1	0	19	68
10:15 PM	1	36	0	0	37	0	18	6	0	24	0	0	0	0	0	9	0	0	0	9	70
10:30 PM	0	29	0	0	29	0	11	4	0	15	0	0	0	0	0	7	0	1	0	8	52
10:45 PM	0	26	0	0	26	0	12	6	0	18	0	0	1	0	1	5	0	0	0	5	50
Hourly Total	2	116	0	0	118	0	56	22	0	78	1	0	2	0	3	39	0	2	0	41	240
11:00 PM	0	25	0	0	25	0	18	1	0	19	0	0	0	1	0	3	0	0	0	3	47
11:15 PM	0	12	0	0	12	0	14	4	0	18	0	0	0	0	0	8	0	0	0	8	38
11:30 PM	0	18	0	0	18	0	26	6	0	32	0	0	0	0	0	4	0	0	0	4	54
11:45 PM	1	10	0	0	11	0	15	2	0	17	0	0	1	0	1	2	0	0	0	2	31
Hourly Total	1	65	0	0	66	0	73	13	0	86	0	0	1	1	1	17	0	0	0	17	170
Grand Total	245	6723	69	56	7037	214	5213	2758	3	8185	11	10	257	67	278	1474	30	183	14	1687	17187
Approach %	3.5	95.5	1.0	-	-	2.6	63.7	33.7	-	-	4.0	3.6	92.4	-	-	87.4	1.8	10.8	-	-	-
Total %	1.4	39.1	0.4	-	40.9	1.2	30.3	16.0	-	47.6	0.1	0.1	1.5	-	1.6	8.6	0.2	1.1	-	9.8	-
Motorcycles	0	13	1	-	14	1	17	1	-	19	0	0	1	-	1	1	0	0	-	1	35
% Motorcycles	0.0	0.2	1.4	-	0.2	0.5	0.3	0.0	-	0.2	0.0	0.0	0.4	-	0.4	0.1	0.0	0.0	-	0.1	0.2
Cars & Light Goods	242	6148	66	-	6456	211	4661	2694	-	7566	10	9	249	-	268	1442	30	179	-	1651	15941
% Cars & Light Goods	98.8	91.4	95.7	-	91.7	98.6	89.4	97.7	-	92.4	90.9	90.0	96.9	-	96.4	97.8	100.0	97.8	-	97.9	92.8
Buses	0	29	0	-	29	1	21	9	-	31	0	0	4	-	4	2	0	0	-	2	66
% Buses	0.0	0.4	0.0	-	0.4	0.5	0.4	0.3	-	0.4	0.0	0.0	1.6	-	1.4	0.1	0.0	0.0	-	0.1	0.4
Single-Unit Trucks	3	199	1	-	203	1	173	47	-	221	1	0	3	-	4	26	0	3	-	29	457
% Single-Unit Trucks	1.2	3.0	1.4	-	2.9	0.5	3.3	1.7	-	2.7	9.1	0.0	1.2	-	1.4	1.8	0.0	1.6	-	1.7	2.7
Articulated Trucks	0	325	0	-	325	0	336	5	-	341	0	0	0	-	0	3	0	0	-	3	669
% Articulated Trucks	0.0	4.8	0.0	-	4.6	0.0	6.4	0.2	-	4.2	0.0	0.0	0.0	-	0.0	0.2	0.0	0.0	-	0.2	3.9
Bicycles on Road	0	9	1	-	10	0	5	2	-	7	0	1	0	-	1	0	0	1	-	1	19

% Bicycles on Road	0.0	0.1	1.4	-	0.1	0.0	0.1	0.1	-	0.1	0.0	10.0	0.0	-	0.4	0.0	0.0	0.5	-	0.1	0.1
Bicycles on Crosswalk	-	-	-	0	-	-	-	-	0	-	-	-	-	2	-	-	-	-	0	-	-
% Bicycles on Crosswalk	-	-	-	0.0	-	-	-	-	0.0	-	-	-	-	3.0	-	-	-	-	0.0	-	-
Pedestrians	-	-	-	56	-	-	-	-	3	-	-	-	-	65	-	-	-	-	14	-	-
% Pedestrians	-	-	-	100.0	-	-	-	-	100.0	-	-	-	-	97.0	-	-	-	-	100.0	-	-

Counter: MIO:
Set up By: JH:

Traffic Planning and Design, Inc
2500 East High Street
Suite 650
Pottstown, Pennsylvania, United States 19464
610.326.3100

Count Name: #6- Market Street & Water Street
Site Code: 24 hour TMC
Start Date: 04/11/2019
Page No: 4

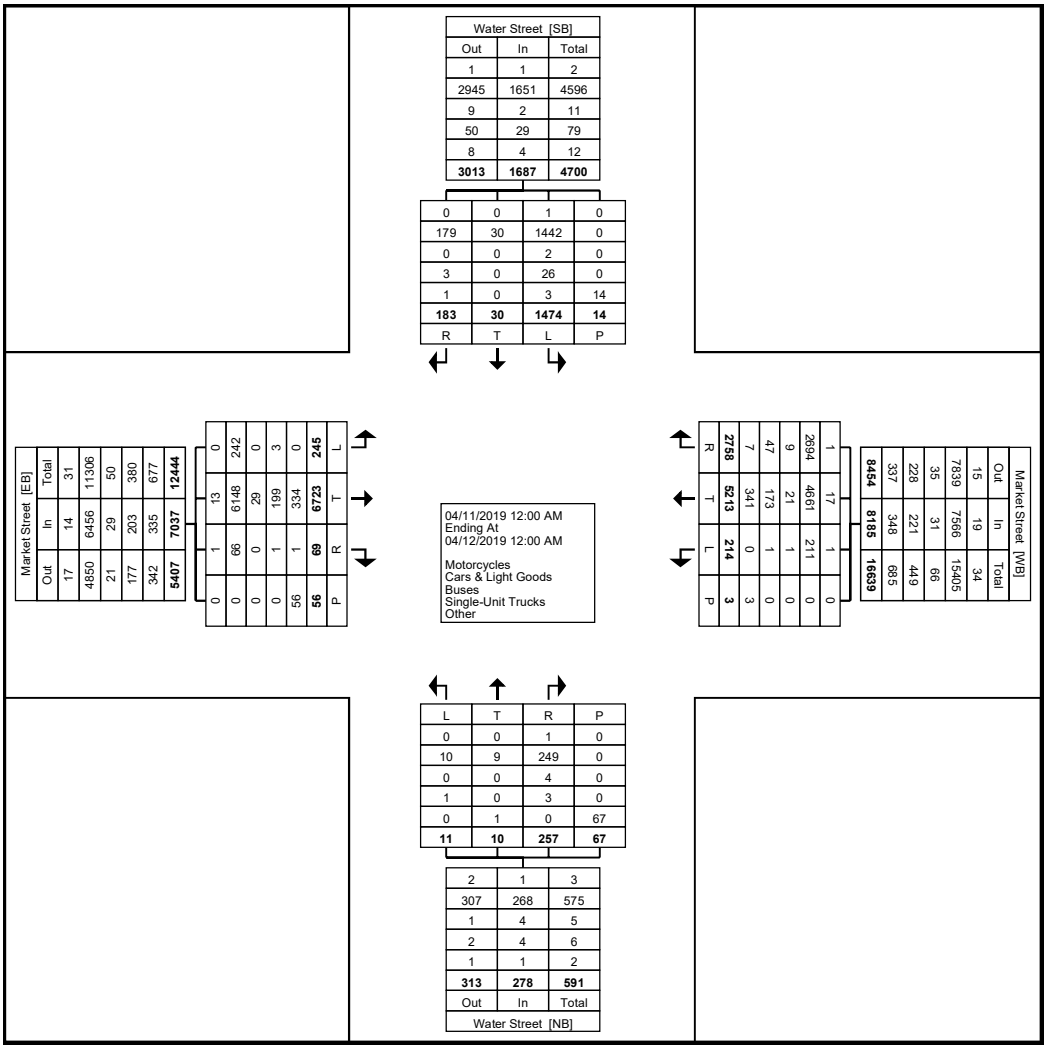

Turning Movement Data Plot

Counter: MIO:
Set up By: JH:

Traffic Planning and Design, Inc
2500 East High Street
Suite 650
Pottstown, Pennsylvania, United States 19464
610.326.3100

Count Name: #6- Market Street & Water Street
Site Code: 24 hour TMC
Start Date: 04/11/2019
Page No: 5

Turning Movement Peak Hour Data (7:15 AM)

Start Time	Market Street Eastbound					Market Street Westbound					Water Street Northbound					Water Street Southbound					
	Left	Thru	Right	Peds	App. Total	Left	Thru	Right	Peds	App. Total	Left	Thru	Right	Peds	App. Total	Left	Thru	Right	Peds	App. Total	Int. Total
7:15 AM	0	132	2	0	134	1	83	49	0	133	0	0	8	0	8	15	1	1	0	17	292
7:30 AM	1	146	1	0	148	2	110	46	0	158	0	0	4	0	4	17	1	0	0	18	328
7:45 AM	4	154	0	0	158	4	115	72	0	191	0	0	9	0	9	18	0	0	0	18	376
8:00 AM	1	95	0	0	96	2	95	48	0	145	0	0	3	0	3	20	0	0	0	20	264
Total	6	527	3	0	536	9	403	215	0	627	0	0	24	0	24	70	2	1	0	73	1260
Approach %	1.1	98.3	0.6	-	-	1.4	64.3	34.3	-	-	0.0	0.0	100.0	-	-	95.9	2.7	1.4	-	-	-
Total %	0.5	41.8	0.2	-	42.5	0.7	32.0	17.1	-	49.8	0.0	0.0	1.9	-	1.9	5.6	0.2	0.1	-	5.8	-
PHF	0.375	0.856	0.375	-	0.848	0.563	0.876	0.747	-	0.821	0.000	0.000	0.667	-	0.667	0.875	0.500	0.250	-	0.913	0.838
Motorcycles	0	1	0	-	1	0	1	0	-	1	0	0	0	-	0	0	0	0	-	0	2
% Motorcycles	0.0	0.2	0.0	-	0.2	0.0	0.2	0.0	-	0.2	-	-	0.0	-	0.0	0.0	0.0	0.0	-	0.0	0.2
Cars & Light Goods	6	486	3	-	495	9	362	210	-	581	0	0	23	-	23	65	2	1	-	68	1167
% Cars & Light Goods	100.0	92.2	100.0	-	92.4	100.0	89.8	97.7	-	92.7	-	-	95.8	-	95.8	92.9	100.0	100.0	-	93.2	92.6
Buses	0	5	0	-	5	0	5	1	-	6	0	0	1	-	1	1	0	0	-	1	13
% Buses	0.0	0.9	0.0	-	0.9	0.0	1.2	0.5	-	1.0	-	-	4.2	-	4.2	1.4	0.0	0.0	-	1.4	1.0
Single-Unit Trucks	0	14	0	-	14	0	11	4	-	15	0	0	0	-	0	4	0	0	-	4	33
% Single-Unit Trucks	0.0	2.7	0.0	-	2.6	0.0	2.7	1.9	-	2.4	-	-	0.0	-	0.0	5.7	0.0	0.0	-	5.5	2.6
Articulated Trucks	0	21	0	-	21	0	24	0	-	24	0	0	0	-	0	0	0	0	-	0	45
% Articulated Trucks	0.0	4.0	0.0	-	3.9	0.0	6.0	0.0	-	3.8	-	-	0.0	-	0.0	0.0	0.0	0.0	-	0.0	3.6
Bicycles on Road	0	0	0	-	0	0	0	0	-	0	0	0	0	-	0	0	0	0	-	0	0
% Bicycles on Road	0.0	0.0	0.0	-	0.0	0.0	0.0	0.0	-	0.0	-	-	0.0	-	0.0	0.0	0.0	0.0	-	0.0	0.0
Bicycles on Crosswalk	-	-	-	0	-	-	-	-	0	-	-	-	-	0	-	-	-	-	0	-	-
% Bicycles on Crosswalk	-	-	-	-	-	-	-	-	-	-	-	-	-	-	-	-	-	-	-	-	-
Pedestrians	-	-	-	0	-	-	-	-	0	-	-	-	-	0	-	-	-	-	0	-	-
% Pedestrians	-	-	-	-	-	-	-	-	-	-	-	-	-	-	-	-	-	-	-	-	-

Traffic Planning and Design, Inc
2500 East High Street
Suite 650
Pottstown, Pennsylvania, United States 19464
610.326.3100

Counter: MIO:
Set up By: JH:

Count Name: #6- Market Street & Water Street
Site Code: 24 hour TMC
Start Date: 04/11/2019
Page No: 6

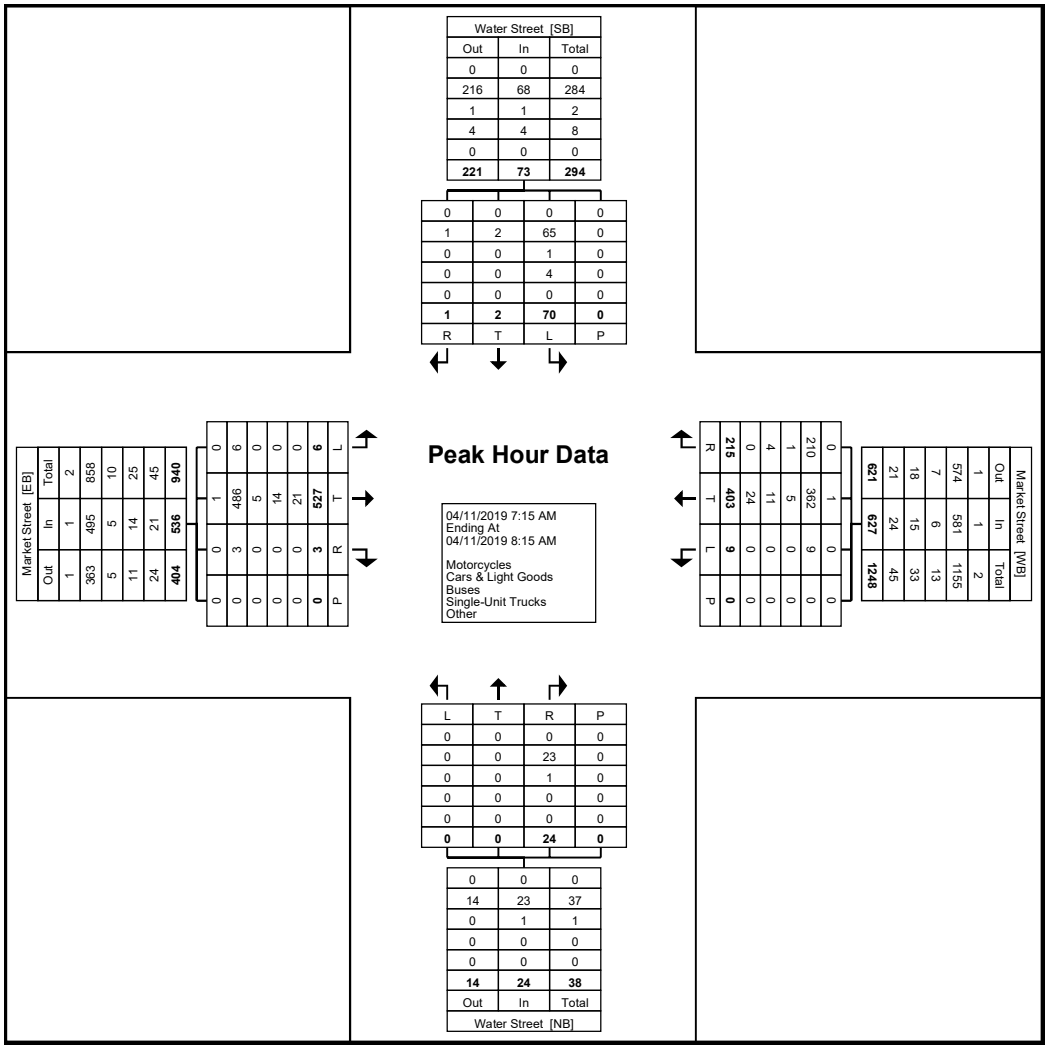

Turning Movement Peak Hour Data Plot (7:15 AM)

Counter: MIO:
Set up By: JH:

Traffic Planning and Design, Inc
2500 East High Street
Suite 650
Pottstown, Pennsylvania, United States 19464
610.326.3100

Count Name: #6- Market Street & Water Street
Site Code: 24 hour TMC
Start Date: 04/11/2019
Page No: 7

Turning Movement Peak Hour Data (3:15 PM)

Start Time	Market Street Eastbound					Market Street Westbound					Water Street Northbound					Water Street Southbound					
	Left	Thru	Right	Peds	App. Total	Left	Thru	Right	Peds	App. Total	Left	Thru	Right	Peds	App. Total	Left	Thru	Right	Peds	App. Total	Int. Total
3:15 PM	6	151	2	2	159	4	96	59	0	159	1	0	8	1	9	29	1	3	0	33	360
3:30 PM	6	169	3	1	178	14	121	73	0	208	0	0	6	3	6	19	1	3	0	23	415
3:45 PM	2	158	1	1	161	14	103	58	0	175	0	0	3	5	3	28	0	6	1	34	373
4:00 PM	6	164	1	0	171	7	115	64	0	186	0	0	4	0	4	26	1	3	0	30	391
Total	20	642	7	4	669	39	435	254	0	728	1	0	21	9	22	102	3	15	1	120	1539
Approach %	3.0	96.0	1.0	-	-	5.4	59.8	34.9	-	-	4.5	0.0	95.5	-	-	85.0	2.5	12.5	-	-	-
Total %	1.3	41.7	0.5	-	43.5	2.5	28.3	16.5	-	47.3	0.1	0.0	1.4	-	1.4	6.6	0.2	1.0	-	7.8	-
PHF	0.833	0.950	0.583	-	0.940	0.696	0.899	0.870	-	0.875	0.250	0.000	0.656	-	0.611	0.879	0.750	0.625	-	0.882	0.927
Motorcycles	0	0	0	-	0	1	0	0	-	1	0	0	1	-	1	0	0	0	-	0	2
% Motorcycles	0.0	0.0	0.0	-	0.0	2.6	0.0	0.0	-	0.1	0.0	-	4.8	-	4.5	0.0	0.0	0.0	-	0.0	0.1
Cars & Light Goods	19	611	7	-	637	37	418	252	-	707	0	0	19	-	19	102	3	15	-	120	1483
% Cars & Light Goods	95.0	95.2	100.0	-	95.2	94.9	96.1	99.2	-	97.1	0.0	-	90.5	-	86.4	100.0	100.0	100.0	-	100.0	96.4
Buses	0	4	0	-	4	1	2	0	-	3	0	0	1	-	1	0	0	0	-	0	8
% Buses	0.0	0.6	0.0	-	0.6	2.6	0.5	0.0	-	0.4	0.0	-	4.8	-	4.5	0.0	0.0	0.0	-	0.0	0.5
Single-Unit Trucks	1	18	0	-	19	0	5	2	-	7	1	0	0	-	1	0	0	0	-	0	27
% Single-Unit Trucks	5.0	2.8	0.0	-	2.8	0.0	1.1	0.8	-	1.0	100.0	-	0.0	-	4.5	0.0	0.0	0.0	-	0.0	1.8
Articulated Trucks	0	9	0	-	9	0	10	0	-	10	0	0	0	-	0	0	0	0	-	0	19
% Articulated Trucks	0.0	1.4	0.0	-	1.3	0.0	2.3	0.0	-	1.4	0.0	-	0.0	-	0.0	0.0	0.0	0.0	-	0.0	1.2
Bicycles on Road	0	0	0	-	0	0	0	0	-	0	0	0	0	-	0	0	0	0	-	0	0
% Bicycles on Road	0.0	0.0	0.0	-	0.0	0.0	0.0	0.0	-	0.0	0.0	-	0.0	-	0.0	0.0	0.0	0.0	-	0.0	0.0
Bicycles on Crosswalk	-	-	-	0	-	-	-	-	0	-	-	-	-	1	-	-	-	-	0	-	-
% Bicycles on Crosswalk	-	-	-	0.0	-	-	-	-	-	-	-	-	-	11.1	-	-	-	-	0.0	-	-
Pedestrians	-	-	-	4	-	-	-	-	0	-	-	-	-	8	-	-	-	-	1	-	-
% Pedestrians	-	-	-	100.0	-	-	-	-	-	-	-	-	-	88.9	-	-	-	-	100.0	-	-

Traffic Planning and Design, Inc
2500 East High Street
Suite 650
Pottstown, Pennsylvania, United States 19464
610.326.3100

Counter: MIO:
Set up By: JH:

Count Name: #6- Market Street & Water Street
Site Code: 24 hour TMC
Start Date: 04/11/2019
Page No: 8

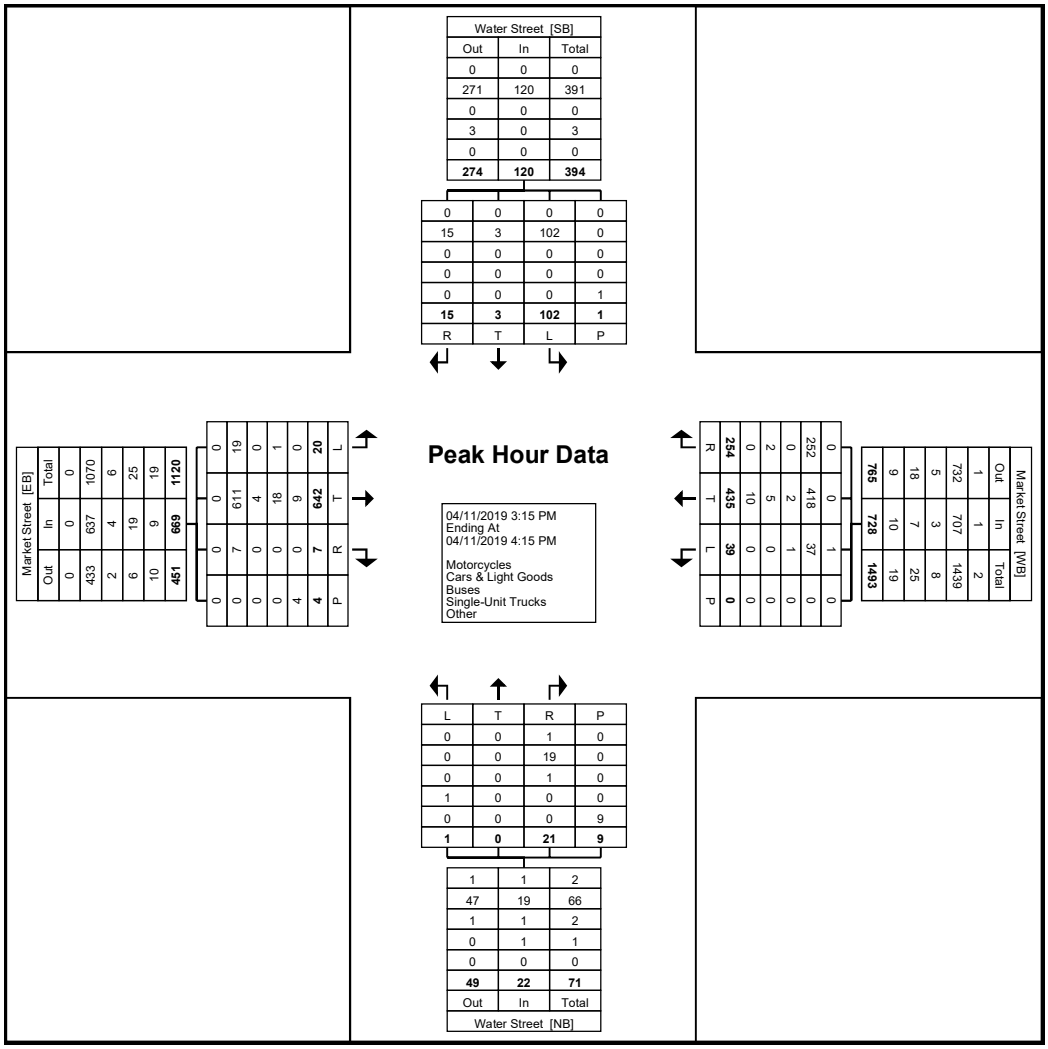

Turning Movement Peak Hour Data Plot (3:15 PM)

Study Name **Market Street ATR @ Water Street**
Start Date **04/11/2019**
Start Time **12:00 AM**
Site Code **Market Street ATR**
Counter: MIO
Set up By: JH

	Motorcycles	Goods	Buses	Single unit	Articulated	Bicycles	**Total**
12:00 AM	0	25	0	0	5	0	**30**
12:15 AM	0	19	0	1	4	0	**24**
12:30 AM	0	20	0	0	5	0	**25**
12:45 AM	0	14	0	0	4	0	**18**
1:00 AM	0	15	0	1	1	0	**17**
1:15 AM	0	12	0	0	3	0	**15**
1:30 AM	0	12	0	0	1	0	**13**
1:45 AM	0	6	0	0	3	0	**9**
2:00 AM	0	12	0	0	7	0	**19**
2:15 AM	0	10	0	1	4	0	**15**
2:30 AM	0	8	0	0	2	0	**10**
2:45 AM	0	6	0	0	8	0	**14**
3:00 AM	0	10	0	0	9	0	**19**
3:15 AM	0	9	0	1	15	0	**25**
3:30 AM	0	14	0	3	6	0	**23**
3:45 AM	0	15	0	3	7	0	**25**
4:00 AM	0	19	0	1	12	0	**32**
4:15 AM	0	29	0	4	7	0	**40**
4:30 AM	0	46	0	6	6	0	**58**
4:45 AM	0	45	0	0	10	0	**55**
5:00 AM	0	48	0	2	13	0	**63**
5:15 AM	0	73	1	4	9	0	**87**
5:30 AM	1	94	0	5	5	0	**105**
5:45 AM	0	120	0	7	5	0	**132**
6:00 AM	0	102	0	3	9	0	**114**
6:15 AM	0	160	0	9	5	0	**174**
6:30 AM	0	218	0	7	10	0	**235**
6:45 AM	0	213	1	6	6	0	**226**
7:00 AM	0	195	2	8	16	1	**222**
7:15 AM	1	261	4	7	13	0	**286**
7:30 AM	1	304	4	7	10	0	**326**
7:45 AM	0	347	4	13	9	0	**373**
8:00 AM	0	227	1	9	9	0	**246**
8:15 AM	0	207	1	11	6	0	**225**
8:30 AM	0	189	0	11	12	0	**212**
8:45 AM	0	178	1	12	14	0	**205**
9:00 AM	1	191	1	13	9	1	**216**
9:15 AM	1	200	2	16	13	1	**233**
9:30 AM	0	207	0	11	12	0	**230**
9:45 AM	0	182	0	9	13	0	**204**
10:00 AM	0	176	2	9	13	1	**201**
10:15 AM	0	215	0	6	15	0	**236**
10:30 AM	0	190	1	13	12	0	**216**

10:45 AM	0	195	0	8	8	0	**211**
11:00 AM	0	182	0	6	7	0	**195**
11:15 AM	0	187	2	13	14	1	**217**
11:30 AM	1	187	1	10	7	0	**206**
11:45 AM	0	208	2	8	17	0	**235**
12:00 PM	1	236	1	6	15	2	**261**
12:15 PM	0	229	0	12	10	1	**252**
12:30 PM	0	210	2	3	11	0	**226**
12:45 PM	0	198	1	10	10	0	**219**
1:00 PM	0	171	4	9	8	0	**192**
1:15 PM	0	196	1	10	14	0	**221**
1:30 PM	2	192	2	8	14	0	**218**
1:45 PM	0	184	1	8	9	0	**202**
2:00 PM	0	206	3	6	9	0	**224**
2:15 PM	0	241	2	8	8	0	**259**
2:30 PM	0	298	0	9	6	0	**313**
2:45 PM	0	255	3	6	7	0	**271**
3:00 PM	0	292	5	6	5	0	**308**
3:15 PM	1	331	1	5	6	0	**344**
3:30 PM	1	371	4	11	5	0	**392**
3:45 PM	0	338	1	3	6	0	**348**
4:00 PM	0	344	1	6	4	0	**355**
4:15 PM	0	295	0	4	4	0	**303**
4:30 PM	0	346	1	3	3	0	**353**
4:45 PM	3	315	0	4	7	0	**329**
5:00 PM	2	356	0	3	1	0	**362**
5:15 PM	0	350	0	4	5	1	**360**
5:30 PM	3	306	1	5	2	4	**321**
5:45 PM	4	279	1	4	1	1	**290**
6:00 PM	0	251	2	2	3	0	**258**
6:15 PM	0	229	1	3	2	0	**235**
6:30 PM	1	247	3	1	5	0	**257**
6:45 PM	1	180	1	0	3	4	**189**
7:00 PM	1	189	0	2	3	0	**195**
7:15 PM	1	195	0	0	2	0	**198**
7:30 PM	1	155	1	0	3	0	**160**
7:45 PM	0	140	1	2	0	0	**143**
8:00 PM	0	197	0	0	7	0	**204**
8:15 PM	0	150	0	0	0	0	**150**
8:30 PM	0	146	0	0	3	0	**149**
8:45 PM	0	115	0	0	1	0	**116**
9:00 PM	0	98	0	1	1	0	**100**
9:15 PM	0	91	0	2	1	0	**94**
9:30 PM	0	93	1	1	8	0	**103**
9:45 PM	0	67	0	0	3	0	**70**
10:00 PM	0	57	0	1	8	0	**66**
10:15 PM	0	61	0	0	6	0	**67**
10:30 PM	0	48	0	0	4	0	**52**
10:45 PM	0	45	0	1	5	0	**51**
11:00 PM	0	41	0	0	6	0	**47**
11:15 PM	0	33	0	0	4	0	**37**
11:30 PM	0	45	0	2	7	0	**54**
11:45 PM	0	29	0	0	1	0	**30**
	28	**15,043**	**75**	**435**	**666**	**18**	**16,265**

Traffic Planning and Design, Inc
2500 East High Street
Suite 650
Pottstown, Pennsylvania, United States 19464
610.326.3100

Couter: MIO:
Counted By::

Location: 40.967415, -76.876218

Count Name: Route 405 & Market Street (24-HR)
Site Code: 24
Start Date: 04/11/2019
Page No: 1

Turning Movement Data

Start Time	Market Street (SR 45) Eastbound						Market Street (SR 45) Westbound						Route 405 Northbound						Route 405 Southbound						
	Left	Thru	Right	Right on Red	Peds	App. Total	Left	Thru	Right	Right on Red	Peds	App. Total	Left	Thru	Right	Right on Red	Peds	App. Total	Left	Thru	Right	Right on Red	Peds	App. Total	Int. Total
12:00 AM	9	6	1	0	0	16	0	4	0	0	0	4	2	1	0	0	0	3	0	2	9	0	0	11	34
12:15 AM	5	3	3	1	0	12	0	3	0	0	0	3	1	0	0	0	0	1	0	2	5	2	0	9	25
12:30 AM	5	5	2	0	0	12	1	2	0	0	0	3	2	0	0	0	0	2	0	0	9	2	0	11	28
12:45 AM	5	3	1	1	0	10	0	4	0	0	0	4	0	0	0	0	0	0	0	0	1	0	0	1	15
Hourly Total	24	17	7	2	0	50	1	13	0	0	0	14	5	1	0	0	0	6	0	4	24	4	0	32	102
1:00 AM	4	4	2	1	0	11	0	2	0	0	0	2	0	0	0	0	0	0	0	2	6	0	0	8	21
1:15 AM	7	4	0	0	0	11	0	0	0	0	0	0	0	0	0	0	0	0	0	0	5	0	0	5	16
1:30 AM	6	2	1	0	0	9	0	0	0	0	0	0	1	0	0	0	0	1	0	0	3	0	0	3	13
1:45 AM	5	0	1	0	0	6	0	1	0	0	0	1	1	0	0	0	0	1	0	0	2	0	0	2	10
Hourly Total	22	10	4	1	0	37	0	3	0	0	0	3	2	0	0	0	0	2	0	2	16	0	0	18	60
2:00 AM	4	2	3	0	0	9	0	1	0	0	0	1	1	0	0	0	0	1	0	0	9	0	0	9	20
2:15 AM	6	6	0	0	0	12	0	2	0	0	0	2	0	0	0	0	0	0	0	1	1	0	0	2	16
2:30 AM	5	1	2	0	0	8	0	0	0	0	0	0	0	0	0	0	0	0	0	1	3	0	0	4	12
2:45 AM	5	1	0	0	0	6	0	1	0	0	0	1	0	0	0	0	0	0	0	0	7	0	0	7	14
Hourly Total	20	10	5	0	0	35	0	4	0	0	0	4	1	0	0	0	0	1	0	2	20	0	0	22	62
3:00 AM	2	3	2	0	0	7	0	1	0	0	0	1	1	1	0	0	0	2	0	0	11	0	0	11	21
3:15 AM	4	4	0	0	0	8	0	8	0	0	0	8	2	0	0	0	0	2	0	0	6	0	0	6	24
3:30 AM	3	6	1	0	0	10	0	11	0	0	0	11	1	0	0	0	0	1	0	0	5	0	0	5	27
3:45 AM	6	3	0	2	0	11	0	3	0	0	0	3	2	0	0	0	0	2	0	0	11	0	0	11	27
Hourly Total	15	16	3	2	0	36	0	23	0	0	0	23	6	1	0	0	0	7	0	0	33	0	0	33	99
4:00 AM	8	5	1	0	0	14	0	6	0	0	0	6	3	0	0	0	0	3	0	0	8	2	0	10	33
4:15 AM	5	4	0	0	0	9	0	15	0	0	0	15	8	1	0	0	0	9	2	0	8	2	0	12	45
4:30 AM	16	7	0	0	0	23	0	15	0	0	0	15	8	1	0	0	0	9	0	4	11	1	0	16	63
4:45 AM	9	10	3	0	0	22	0	14	0	0	0	14	9	0	0	0	0	9	0	1	12	3	0	16	61
Hourly Total	38	26	4	0	0	68	0	50	0	0	0	50	28	2	0	0	0	30	2	5	39	8	0	54	202
5:00 AM	16	6	6	2	0	30	1	15	0	0	0	16	6	0	0	0	0	6	0	1	5	1	0	7	59
5:15 AM	10	33	3	1	0	47	0	21	0	0	0	21	5	1	1	0	0	7	0	2	11	6	0	19	94
5:30 AM	33	23	6	0	0	62	0	17	0	1	0	18	5	7	0	0	0	12	0	3	17	4	0	24	116
5:45 AM	27	33	6	2	0	68	3	33	0	1	0	37	11	2	0	1	0	14	0	3	19	6	0	28	147
Hourly Total	86	95	21	5	0	207	4	86	0	2	0	92	27	10	1	1	0	39	0	9	52	17	0	78	416
6:00 AM	17	30	7	6	0	60	0	23	1	0	0	24	8	1	0	0	0	9	3	4	19	2	0	28	121
6:15 AM	36	62	10	5	0	113	1	29	0	0	0	30	16	3	0	1	0	20	0	2	10	4	0	16	179
6:30 AM	28	56	24	14	0	122	1	56	1	0	0	58	20	9	1	1	0	31	0	7	32	5	0	44	255
6:45 AM	28	75	25	3	0	131	2	49	0	1	0	52	29	5	1	2	0	37	0	4	19	5	0	28	248
Hourly Total	109	223	66	28	0	426	4	157	2	1	0	164	73	18	2	4	0	97	3	17	80	16	0	116	803
7:00 AM	27	70	13	5	0	115	0	41	2	0	0	43	32	4	1	2	0	39	1	5	16	13	0	35	232
7:15 AM	37	79	23	8	0	147	2	47	1	1	0	51	39	7	7	1	0	54	5	7	20	22	0	54	306
7:30 AM	29	97	31	15	0	172	3	75	0	0	0	78	36	3	4	1	0	44	0	11	32	18	0	61	355
7:45 AM	33	107	23	10	0	173	1	99	2	0	0	102	53	5	1	0	0	59	1	5	15	25	0	46	380
Hourly Total	126	353	90	38	0	607	6	262	5	1	0	274	160	19	13	4	0	196	7	28	83	78	0	196	1273
8:00 AM	20	78	20	9	0	127	2	90	0	0	0	92	32	5	0	1	0	38	1	10	22	8	0	41	298
8:15 AM	7	65	12	5	0	89	0	65	0	1	0	66	31	7	1	2	0	41	0	9	34	14	0	57	253
8:30 AM	19	46	14	10	0	89	2	66	1	0	0	69	46	7	0	0	0	53	1	4	22	11	0	38	249
8:45 AM	23	44	10	6	0	83	1	60	0	0	0	61	39	5	0	0	0	44	1	6	25	8	0	40	228
Hourly Total	69	233	56	30	0	388	5	281	1	1	0	288	148	24	1	3	0	176	3	29	103	41	0	176	1028
9:00 AM	25	51	14	8	0	98	0	66	0	0	0	66	27	2	0	2	0	31	1	5	21	14	0	41	236
9:15 AM	22	41	19	4	0	86	0	58	3	1	0	62	37	7	3	2	0	49	0	4	24	9	0	37	234
9:30 AM	23	65	29	0	0	117	0	54	2	0	0	56	39	5	0	0	0	44	1	5	23	6	0	35	252
9:45 AM	15	46	23	0	0	84	1	54	3	0	0	58	28	5	1	1	0	35	0	1	22	11	0	34	211
Hourly Total	85	203	85	12	0	385	1	232	8	1	0	242	131	19	4	5	0	159	2	15	90	40	0	147	933
10:00 AM	31	47	19	7	0	104	1	52	0	0	0	53	21	3	1	2	0	27	1	6	21	13	0	41	225
10:15 AM	31	56	16	4	0	107	1	51	0	0	0	52	33	2	0	1	0	36	3	6	16	15	0	40	235
10:30 AM	21	56	21	6	0	104	0	48	1	0	0	49	31	7	2	1	0	41	2	3	25	11	0	41	235
10:45 AM	30	50	18	4	0	102	0	44	0	0	0	44	40	4	0	0	0	44	2	6	10	15	0	33	223
Hourly Total	113	209	74	21	0	417	2	195	1	0	0	198	125	16	3	4	0	148	8	21	72	54	0	155	918
11:00 AM	25	48	23	2	0	98	0	43	0	0	0	43	26	1	0	0	0	27	2	6	24	13	0	45	213
11:15 AM	28	39	19	7	0	93	0	59	2	0	0	61	19	2	0	0	0	21	1	7	14	23	0	45	220
11:30 AM	33	48	15	5	0	101	0	50	6	1	0	57	26	7	1	2	0	36	3	8	24	7	0	42	236
11:45 AM	28	63	18	9	0	118	0	62	0	0	0	62	19	9	2	2	0	32	2	6	24	15	0	47	259
Hourly Total	114	198	75	23	0	410	0	214	8	1	0	223	90	19	3	4	0	116	8	27	86	58	0	179	928
12:00 PM	43	61	19	4	0	127	0	62	1	0	0	63	38	4	0	0	0	42	1	8	29	11	0	49	281

12:15 PM	37	56	18	9	0	120	4	56	4	0	0	64	29	5	1	1	0	36	2	5	17	20	0	44	264
12:30 PM	37	66	20	5	0	128	1	55	2	0	0	58	22	1	2	0	0	25	1	6	19	8	0	34	245
12:45 PM	38	44	13	15	0	110	3	51	1	0	0	55	26	4	0	1	0	31	2	7	16	9	0	34	230
Hourly Total	155	227	70	33	0	485	8	224	8	0	0	240	115	14	3	2	0	134	6	26	81	48	0	161	1020
1:00 PM	40	69	22	8	0	139	3	40	1	0	0	44	20	3	1	1	0	25	0	11	18	4	0	33	241
1:15 PM	36	51	23	13	0	123	4	57	0	0	0	61	35	3	3	1	0	42	0	4	29	8	0	41	267
1:30 PM	30	56	17	13	0	116	2	45	2	0	0	49	36	3	3	0	0	42	2	10	33	7	0	52	259
1:45 PM	41	43	20	12	0	116	0	56	1	0	0	57	23	5	2	0	0	30	2	3	28	8	0	41	244
Hourly Total	147	219	82	46	0	494	9	198	4	0	0	211	114	14	9	2	0	139	4	28	108	27	0	167	1011
2:00 PM	30	52	25	14	0	121	3	46	2	0	0	51	31	7	0	1	0	39	2	7	11	22	0	42	253
2:15 PM	45	58	26	9	0	138	1	44	2	1	0	48	30	7	1	0	0	38	5	8	28	12	0	53	277
2:30 PM	48	68	36	10	0	162	3	59	0	0	0	62	25	6	0	0	0	31	4	14	35	28	0	81	336
2:45 PM	48	66	31	12	0	157	1	63	4	0	0	68	31	4	2	0	0	37	3	7	16	14	0	40	302
Hourly Total	171	244	118	45	0	578	8	212	8	1	0	229	117	24	3	1	0	145	14	36	90	76	0	216	1168
3:00 PM	57	63	25	9	0	154	3	71	0	0	0	74	31	6	0	3	0	40	2	9	33	22	0	66	334
3:15 PM	56	81	42	9	0	188	1	80	4	0	0	85	31	14	1	1	0	47	4	11	25	20	0	60	380
3:30 PM	53	83	35	13	0	184	3	91	2	0	0	96	36	4	0	3	0	43	4	17	54	29	0	104	427
3:45 PM	54	68	36	17	0	175	3	84	2	1	0	90	52	8	1	0	0	61	1	12	19	21	0	53	379
Hourly Total	220	295	138	48	0	701	10	326	8	1	0	345	150	32	2	7	0	191	11	49	131	92	0	283	1520
4:00 PM	50	84	39	17	0	190	1	94	0	0	0	95	32	10	0	0	0	42	5	9	50	4	0	68	395
4:15 PM	42	90	37	12	0	181	6	77	1	0	0	84	26	4	2	2	0	34	4	11	24	8	0	47	346
4:30 PM	48	91	42	17	0	198	5	90	4	0	0	99	36	8	1	1	0	46	2	12	39	14	0	67	410
4:45 PM	42	78	34	7	0	161	4	84	1	0	0	89	51	14	3	2	0	70	1	13	39	11	0	64	384
Hourly Total	182	343	152	53	0	730	16	345	6	0	0	367	145	36	6	5	0	192	12	45	152	37	0	246	1535
5:00 PM	45	81	37	23	0	186	3	95	2	0	0	100	49	8	2	1	0	60	5	16	18	21	0	60	406
5:15 PM	53	75	37	13	0	178	4	84	1	0	0	89	50	13	3	0	0	66	2	16	26	13	0	57	390
5:30 PM	49	58	42	14	0	163	0	98	0	0	0	98	36	12	2	1	0	51	0	13	28	17	0	58	370
5:45 PM	34	52	26	17	0	129	4	77	4	1	0	86	40	9	1	1	0	51	4	19	27	11	0	61	327
Hourly Total	181	266	142	67	0	656	11	354	7	1	0	373	175	42	8	3	0	228	11	64	99	62	0	236	1493
6:00 PM	35	47	27	23	0	132	6	60	1	0	0	67	33	6	2	1	0	42	5	24	23	10	0	62	303
6:15 PM	29	42	39	10	0	120	7	61	3	0	0	71	33	13	2	3	0	51	1	15	12	10	0	38	280
6:30 PM	26	65	28	15	0	134	3	54	3	0	0	60	43	10	3	1	0	57	3	8	23	5	0	39	290
6:45 PM	25	37	22	11	0	95	0	36	3	0	0	39	35	18	2	2	0	57	1	10	14	12	0	37	228
Hourly Total	115	191	116	59	0	481	16	211	10	0	0	237	144	47	9	7	0	207	10	57	72	37	0	176	1101
7:00 PM	18	31	27	16	0	92	2	47	2	0	0	51	24	10	4	2	0	40	2	13	16	9	0	40	223
7:15 PM	37	44	13	7	0	101	4	39	1	0	0	44	39	10	3	3	0	55	2	5	10	13	0	30	230
7:30 PM	28	37	26	7	0	98	1	24	1	1	0	27	23	9	1	0	0	33	3	6	12	8	0	29	187
7:45 PM	19	33	12	10	0	74	2	33	2	0	0	37	18	8	0	2	0	28	1	5	15	9	0	30	169
Hourly Total	102	145	78	40	0	365	9	143	6	1	0	159	104	37	8	7	0	156	8	29	53	39	0	129	809
8:00 PM	51	40	24	8	0	123	3	36	1	0	0	40	23	8	1	1	0	33	1	6	13	8	0	28	224
8:15 PM	23	32	14	4	0	73	0	24	0	1	0	25	16	5	0	3	0	24	1	6	26	10	0	43	165
8:30 PM	27	34	21	4	0	86	0	31	0	1	0	32	25	4	0	1	0	30	1	1	10	2	0	14	162
8:45 PM	29	26	9	7	0	71	0	18	0	0	0	18	13	6	1	3	0	23	0	2	10	3	0	15	127
Hourly Total	130	132	68	23	0	353	3	109	1	2	0	115	77	23	2	8	0	110	3	15	59	23	0	100	678
9:00 PM	15	37	12	1	0	65	1	21	1	0	0	23	4	0	1	0	0	5	1	2	8	2	0	13	106
9:15 PM	13	25	15	4	0	57	1	20	0	0	0	21	8	5	0	1	0	14	0	4	9	4	0	17	109
9:30 PM	25	20	16	3	0	64	0	17	0	0	0	17	11	4	2	0	0	17	0	0	6	6	0	12	110
9:45 PM	11	24	8	2	0	45	0	11	0	0	0	11	6	1	0	0	0	7	2	0	7	1	0	10	73
Hourly Total	64	106	51	10	0	231	2	69	1	0	0	72	29	10	3	1	0	43	3	6	30	13	0	52	398
10:00 PM	16	13	9	3	0	41	0	7	1	0	0	8	0	2	0	0	0	2	1	0	10	4	0	15	66
10:15 PM	17	22	9	2	0	50	0	7	0	0	0	7	3	1	0	0	0	4	0	3	8	4	0	15	76
10:30 PM	19	9	8	0	0	36	0	6	2	0	0	8	3	1	0	0	0	4	2	4	8	1	0	15	63
10:45 PM	18	11	4	0	0	33	0	7	0	0	0	7	4	0	0	0	0	4	0	1	5	3	0	9	53
Hourly Total	70	55	30	5	0	160	0	27	3	0	0	30	10	4	0	0	0	14	3	8	31	12	0	54	258
11:00 PM	13	10	3	2	0	28	1	6	0	0	0	7	4	1	0	0	0	5	0	0	5	3	0	8	48
11:15 PM	6	9	4	1	0	20	1	9	0	0	0	10	5	0	0	0	0	5	0	0	4	0	0	4	39
11:30 PM	8	9	2	1	0	20	1	9	0	0	0	10	5	1	1	0	0	7	1	2	17	0	0	20	57
11:45 PM	5	5	4	0	0	14	0	5	0	0	0	5	3	1	0	0	0	4	0	0	9	0	0	9	32
Hourly Total	32	33	13	4	0	82	3	29	0	0	0	32	17	3	1	0	0	21	1	2	35	3	0	41	176
Grand Total	2390	3849	1548	595	0	8382	118	3767	87	13	0	3985	1993	415	81	68	0	2557	119	524	1639	785	0	3067	17991
Approach %	28.5	45.9	18.5	7.1	-	-	3.0	94.5	2.2	0.3	-	-	77.9	16.2	3.2	2.7	-	-	3.9	17.1	53.4	25.6	-	-	-
Total %	13.3	21.4	8.6	3.3	-	46.6	0.7	20.9	0.5	0.1	-	22.1	11.1	2.3	0.5	0.4	-	14.2	0.7	2.9	9.1	4.4	-	17.0	-
Lights	2174	3564	1485	570	-	7793	115	3449	80	11	-	3655	1908	387	71	66	-	2432	105	493	1466	749	-	2813	16693
% Lights	91.0	92.6	95.9	95.8	-	93.0	97.5	91.6	92.0	84.6	-	91.7	95.7	93.3	87.7	97.1	-	95.1	88.2	94.1	89.4	95.4	-	91.7	92.8
Other Vehicles	214	283	62	25	-	584	3	318	7	2	-	330	81	27	10	2	-	120	14	31	171	31	-	247	1281
% Other Vehicles	9.0	7.4	4.0	4.2	-	7.0	2.5	8.4	8.0	15.4	-	8.3	4.1	6.5	12.3	2.9	-	4.7	11.8	5.9	10.4	3.9	-	8.1	7.1
Bicycles on Road	2	2	1	0	-	5	0	0	0	0	-	0	4	1	0	0	-	5	0	0	2	5	-	7	17
% Bicycles on Road	0.1	0.1	0.1	0.0	-	0.1	0.0	0.0	0.0	0.0	-	0.0	0.2	0.2	0.0	0.0	-	0.2	0.0	0.0	0.1	0.6	-	0.2	0.1
Bicycles on Crosswalk	-	-	-	-	0	-	-	-	-	-	0	-	-	-	-	-	0	-	-	-	-	-	0	-	-
% Bicycles on Crosswalk	-	-	-	-	-	-	-	-	-	-	-	-	-	-	-	-	-	-	-	-	-	-	-	-	-
Pedestrians	-	-	-	-	0	-	-	-	-	-	0	-	-	-	-	-	0	-	-	-	-	-	0	-	-
% Pedestrians	-	-	-	-	-	-	-	-	-	-	-	-	-	-	-	-	-	-	-	-	-	-	-	-	-

Traffic Planning and Design, Inc
2500 East High Street
Suite 650
Pottstown, Pennsylvania, United States 19464
610.326.3100

Couter: MIO:
Counted By::

Location: 40.967415, -76.876218

Count Name: Route 405 & Market Street (24-HR)
Site Code: 24
Start Date: 04/11/2019
Page No: 3

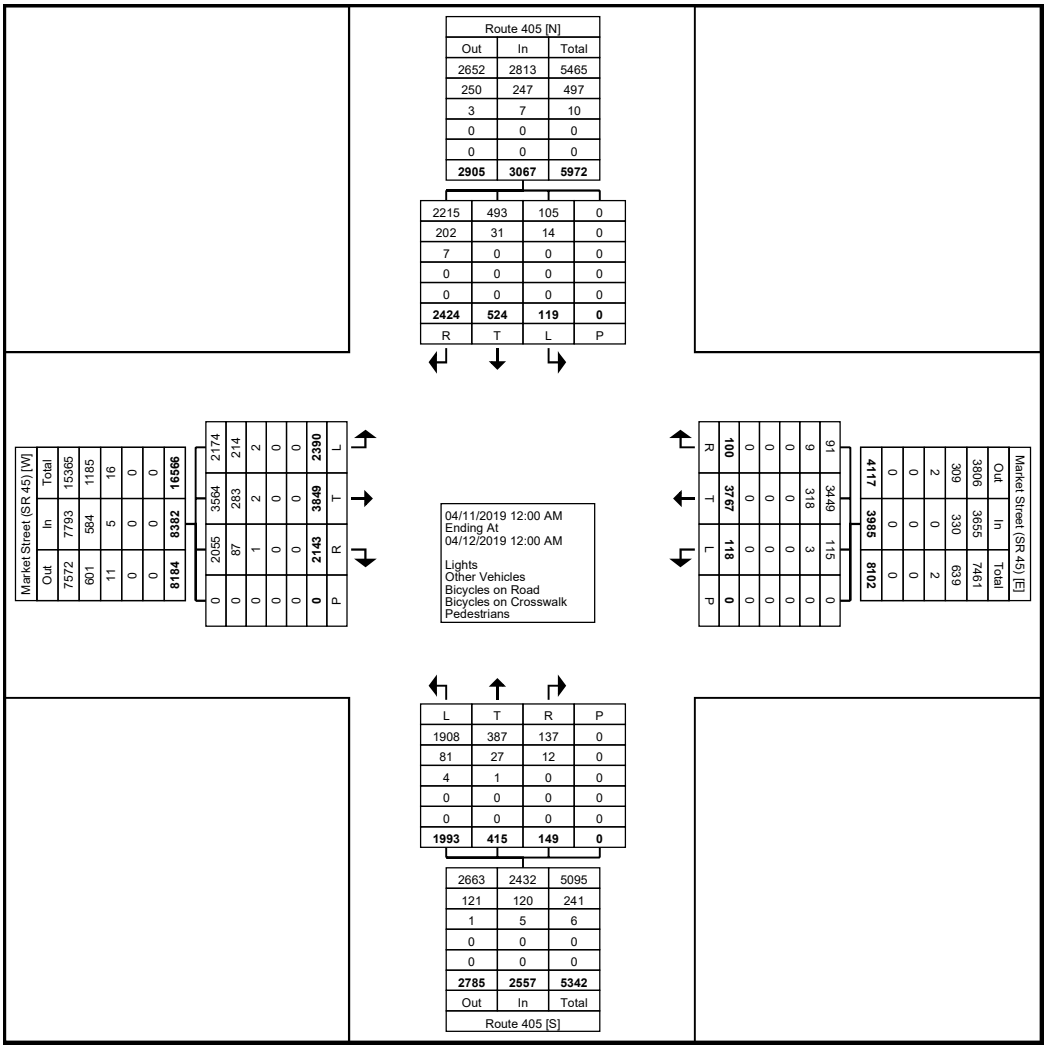

Turning Movement Data Plot

Couter: MIO:
Counted By::

Location: 40.967415, -76.876218

Traffic Planning and Design, Inc
2500 East High Street
Suite 650
Pottstown, Pennsylvania, United States 19464
610.326.3100

Count Name: Route 405 & Market Street (24-HR)
Site Code: 24
Start Date: 04/11/2019
Page No: 4

Turning Movement Peak Hour Data (7:15 AM)

Start Time	Market Street (SR 45) Eastbound						Market Street (SR 45) Westbound						Route 405 Northbound						Route 405 Southbound						
	Left	Thru	Right	Right on Red	Peds	App. Total	Left	Thru	Right	Right on Red	Peds	App. Total	Left	Thru	Right	Right on Red	Peds	App. Total	Left	Thru	Right	Right on Red	Peds	App. Total	Int. Total
7:15 AM	37	79	23	8	0	147	2	47	1	1	0	51	39	7	7	1	0	54	5	7	20	22	0	54	306
7:30 AM	29	97	31	15	0	172	3	75	0	0	0	78	36	3	4	1	0	44	0	11	32	18	0	61	355
7:45 AM	33	107	23	10	0	173	1	99	2	0	0	102	53	5	1	0	0	59	1	5	15	25	0	46	380
8:00 AM	20	78	20	9	0	127	2	90	0	0	0	92	32	5	0	1	0	38	1	10	22	8	0	41	298
Total	119	361	97	42	0	619	8	311	3	1	0	323	160	20	12	3	0	195	7	33	89	73	0	202	1339
Approach %	19.2	58.3	15.7	6.8	-	-	2.5	96.3	0.9	0.3	-	-	82.1	10.3	6.2	1.5	-	-	3.5	16.3	44.1	36.1	-	-	-
Total %	8.9	27.0	7.2	3.1	-	46.2	0.6	23.2	0.2	0.1	-	24.1	11.9	1.5	0.9	0.2	-	14.6	0.5	2.5	6.6	5.5	-	15.1	-
PHF	0.804	0.843	0.782	0.700	-	0.895	0.667	0.785	0.375	0.250	-	0.792	0.755	0.714	0.429	0.750	-	0.826	0.350	0.750	0.695	0.730	-	0.828	0.881
Lights	106	336	89	39	-	570	8	285	2	1	-	296	155	18	10	3	-	186	3	30	83	67	-	183	1235
% Lights	89.1	93.1	91.8	92.9	-	92.1	100.0	91.6	66.7	100.0	-	91.6	96.9	90.0	83.3	100.0	-	95.4	42.9	90.9	93.3	91.8	-	90.6	92.2
Other Vehicles	13	25	8	3	-	49	0	26	1	0	-	27	5	2	2	0	-	9	4	3	6	6	-	19	104
% Other Vehicles	10.9	6.9	8.2	7.1	-	7.9	0.0	8.4	33.3	0.0	-	8.4	3.1	10.0	16.7	0.0	-	4.6	57.1	9.1	6.7	8.2	-	9.4	7.8
Bicycles on Road	0	0	0	0	-	0	0	0	0	0	-	0	0	0	0	0	-	0	0	0	0	0	-	0	0
% Bicycles on Road	0.0	0.0	0.0	0.0	-	0.0	0.0	0.0	0.0	0.0	-	0.0	0.0	0.0	0.0	0.0	-	0.0	0.0	0.0	0.0	0.0	-	0.0	0.0
Bicycles on Crosswalk	-	-	-	-	0	-	-	-	-	-	0	-	-	-	-	-	0	-	-	-	-	-	0	-	-
% Bicycles on Crosswalk	-	-	-	-	-	-	-	-	-	-	-	-	-	-	-	-	-	-	-	-	-	-	-	-	-
Pedestrians	-	-	-	-	0	-	-	-	-	-	0	-	-	-	-	-	0	-	-	-	-	-	0	-	-
% Pedestrians	-	-	-	-	-	-	-	-	-	-	-	-	-	-	-	-	-	-	-	-	-	-	-	-	-

Traffic Planning and Design, Inc
2500 East High Street
Suite 650
Pottstown, Pennsylvania, United States 19464
610.326.3100

Couter: MIO:
Counted By::

Location: 40.967415, -76.876218

Count Name: Route 405 & Market Street (24-HR)
Site Code: 24
Start Date: 04/11/2019
Page No: 5

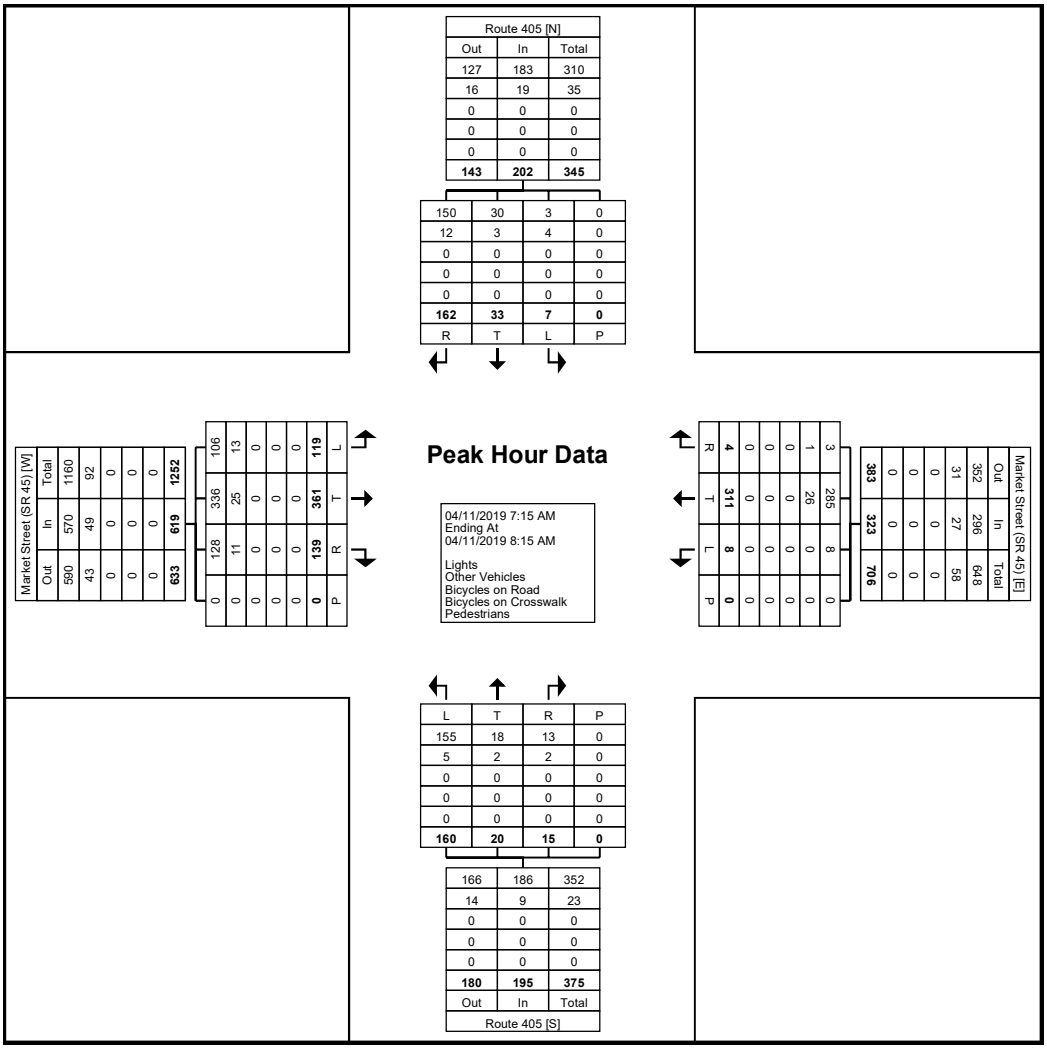

Turning Movement Peak Hour Data Plot (7:15 AM)

Couter: MIO:
Counted By::

Location: 40.967415, -76.876218

Traffic Planning and Design, Inc
2500 East High Street
Suite 650
Pottstown, Pennsylvania, United States 19464
610.326.3100

Count Name: Route 405 & Market Street (24-HR)
Site Code: 24
Start Date: 04/11/2019
Page No: 6

Turning Movement Peak Hour Data (4:30 PM)

Start Time	Market Street (SR 45) Eastbound						Market Street (SR 45) Westbound						Route 405 Northbound						Route 405 Southbound						
	Left	Thru	Right	Right on Red	Peds	App. Total	Left	Thru	Right	Right on Red	Peds	App. Total	Left	Thru	Right	Right on Red	Peds	App. Total	Left	Thru	Right	Right on Red	Peds	App. Total	Int. Total
4:30 PM	48	91	42	17	0	198	5	90	4	0	0	99	36	8	1	1	0	46	2	12	39	14	0	67	410
4:45 PM	42	78	34	7	0	161	4	84	1	0	0	89	51	14	3	2	0	70	1	13	39	11	0	64	384
5:00 PM	45	81	37	23	0	186	3	95	2	0	0	100	49	8	2	1	0	60	5	16	18	21	0	60	406
5:15 PM	53	75	37	13	0	178	4	84	1	0	0	89	50	13	3	0	0	66	2	16	26	13	0	57	390
Total	188	325	150	60	0	723	16	353	8	0	0	377	186	43	9	4	0	242	10	57	122	59	0	248	1590
Approach %	26.0	45.0	20.7	8.3	-	-	4.2	93.6	2.1	0.0	-	-	76.9	17.8	3.7	1.7	-	-	4.0	23.0	49.2	23.8	-	-	-
Total %	11.8	20.4	9.4	3.8	-	45.5	1.0	22.2	0.5	0.0	-	23.7	11.7	2.7	0.6	0.3	-	15.2	0.6	3.6	7.7	3.7	-	15.6	-
PHF	0.887	0.893	0.893	0.652	-	0.913	0.800	0.929	0.500	0.000	-	0.943	0.912	0.768	0.750	0.500	-	0.864	0.500	0.891	0.782	0.702	-	0.925	0.970
Lights	180	314	142	59	-	695	16	348	8	0	-	372	182	42	9	4	-	237	9	57	117	59	-	242	1546
% Lights	95.7	96.6	94.7	98.3	-	96.1	100.0	98.6	100.0	-	-	98.7	97.8	97.7	100.0	100.0	-	97.9	90.0	100.0	95.9	100.0	-	97.6	97.2
Other Vehicles	8	11	8	1	-	28	0	5	0	0	-	5	4	0	0	0	-	4	1	0	5	0	-	6	43
% Other Vehicles	4.3	3.4	5.3	1.7	-	3.9	0.0	1.4	0.0	-	-	1.3	2.2	0.0	0.0	0.0	-	1.7	10.0	0.0	4.1	0.0	-	2.4	2.7
Bicycles on Road	0	0	0	0	-	0	0	0	0	0	-	0	0	1	0	0	-	1	0	0	0	0	-	0	1
% Bicycles on Road	0.0	0.0	0.0	0.0	-	0.0	0.0	0.0	0.0	-	-	0.0	0.0	2.3	0.0	0.0	-	0.4	0.0	0.0	0.0	0.0	-	0.0	0.1
Bicycles on Crosswalk	-	-	-	-	0	-	-	-	-	-	0	-	-	-	-	-	0	-	-	-	-	-	0	-	-
% Bicycles on Crosswalk	-	-	-	-	-	-	-	-	-	-	-	-	-	-	-	-	-	-	-	-	-	-	-	-	-
Pedestrians	-	-	-	-	0	-	-	-	-	-	0	-	-	-	-	-	0	-	-	-	-	-	0	-	-
% Pedestrians	-	-	-	-	-	-	-	-	-	-	-	-	-	-	-	-	-	-	-	-	-	-	-	-	-

Traffic Planning and Design, Inc
2500 East High Street
Suite 650
Pottstown, Pennsylvania, United States 19464
610.326.3100

Couter: MIO:
Counted By::

Location: 40.967415, -76.876218

Count Name: Route 405 & Market Street (24-HR)
Site Code: 24
Start Date: 04/11/2019
Page No: 7

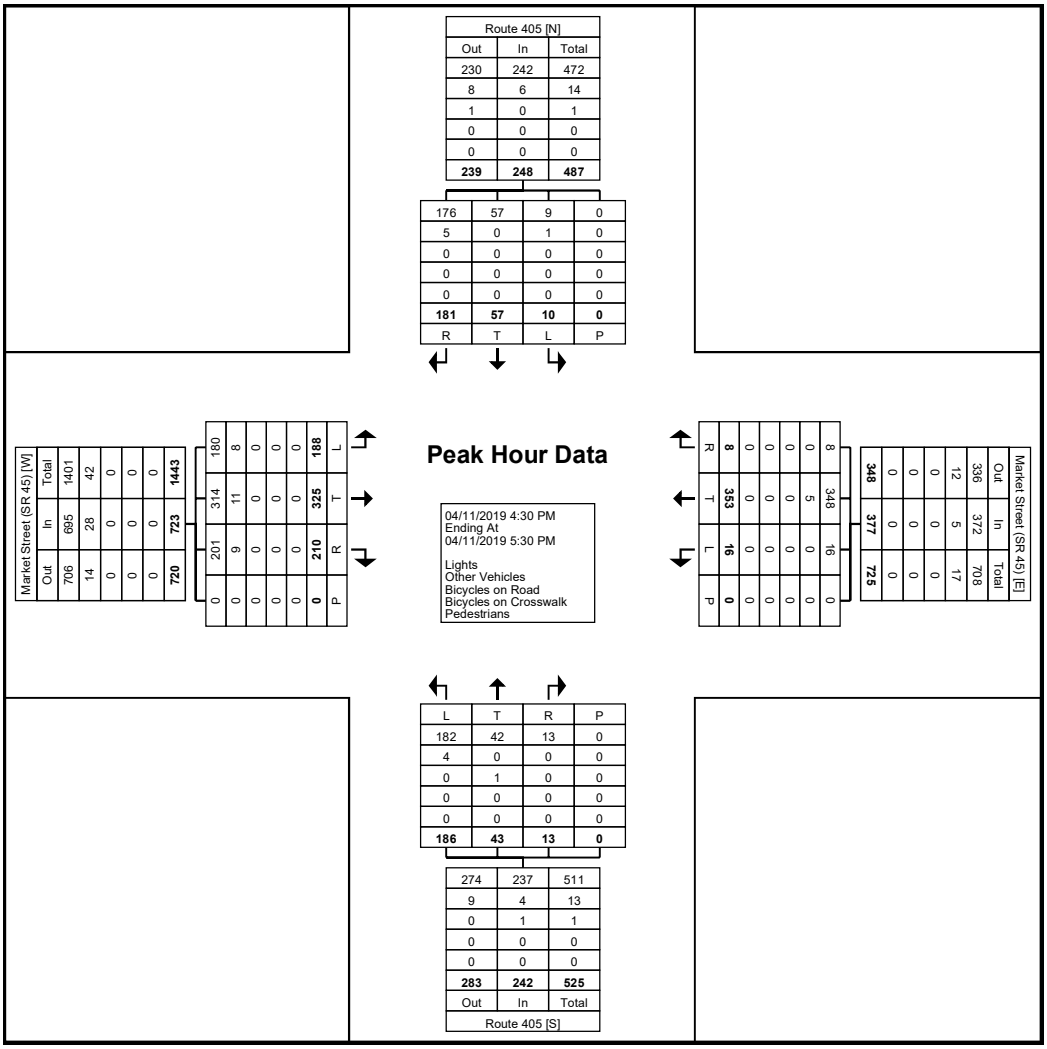

Turning Movement Peak Hour Data Plot (4:30 PM)

Counter: MIO:
Set up By: JH:

Traffic Planning and Design, Inc
2500 East High Street
Suite 650
Pottstown, Pennsylvania, United States 19464
610.326.3100

Count Name: #8- Market Street & Housels Run Road
Site Code: 12 hour count
Start Date: 04/11/2019
Page No: 1

Turning Movement Data

Start Time	Market Street Eastbound					Market Street Westbound					Housels Run Road Northbound					Housels Run Road Southbound					
	Left	Thru	Right	Peds	App. Total	Left	Thru	Right	Peds	App. Total	Left	Thru	Right	Peds	App. Total	Left	Thru	Right	Peds	App. Total	Int. Total
4:00 AM	0	6	0	0	6	0	5	0	0	5	2	1	0	0	3	0	0	1	0	1	15
4:15 AM	0	2	3	0	5	0	12	1	0	13	0	1	0	0	1	0	0	2	0	2	21
4:30 AM	3	5	2	0	10	0	12	4	0	16	2	1	0	0	3	0	2	2	0	4	33
4:45 AM	3	10	1	0	14	0	15	2	0	17	1	2	0	0	3	1	1	3	0	5	39
Hourly Total	6	23	6	0	35	0	44	7	0	51	5	5	0	0	10	1	3	8	0	12	108
5:00 AM	1	8	2	0	11	0	10	3	0	13	2	3	0	0	5	0	1	3	0	4	33
5:15 AM	2	24	6	0	32	1	20	6	0	27	0	3	2	0	5	3	3	4	0	10	74
5:30 AM	7	24	6	0	37	0	19	8	0	27	4	7	2	0	13	1	0	0	0	1	78
5:45 AM	3	28	5	0	36	4	26	9	0	39	1	5	7	0	13	3	2	1	0	6	94
Hourly Total	13	84	19	0	116	5	75	26	0	106	7	18	11	0	36	7	6	8	0	21	279
6:00 AM	3	25	3	0	31	0	24	2	0	26	2	3	6	0	11	0	2	2	0	4	72
6:15 AM	6	57	8	0	71	1	24	4	0	29	1	4	0	0	5	2	4	2	0	8	113
6:30 AM	3	48	6	0	57	0	60	10	0	70	5	2	3	0	10	2	1	2	0	5	142
6:45 AM	7	59	5	0	71	2	42	13	0	57	1	5	1	0	7	4	0	7	0	11	146
Hourly Total	19	189	22	0	230	3	150	29	0	182	9	14	10	0	33	8	7	13	0	28	473
7:00 AM	7	70	8	0	85	2	43	7	0	52	1	7	10	0	18	5	2	4	0	11	166
7:15 AM	9	87	7	0	103	3	49	22	0	74	3	4	8	0	15	6	3	12	0	21	213
7:30 AM	12	101	3	0	116	4	65	21	0	90	8	2	9	0	19	4	1	9	0	14	239
7:45 AM	36	74	7	0	117	4	84	30	0	118	4	8	4	0	16	2	2	7	0	11	262
Hourly Total	64	332	25	0	421	13	241	80	0	334	16	21	31	0	68	17	8	32	0	57	880
8:00 AM	12	62	7	0	81	3	80	19	0	102	5	1	2	0	8	0	7	7	0	14	205
8:15 AM	9	64	6	0	79	1	57	10	0	68	5	4	4	0	13	2	2	6	0	10	170
8:30 AM	7	36	7	0	50	1	50	8	0	59	7	1	5	0	13	8	6	7	0	21	143
8:45 AM	5	39	4	0	48	1	38	5	0	44	5	5	1	0	11	6	4	10	0	20	123
Hourly Total	33	201	24	0	258	6	225	42	0	273	22	11	12	0	45	16	19	30	0	65	641
9:00 AM	4	41	3	0	48	3	52	5	0	60	7	5	0	0	12	3	2	7	0	12	132
9:15 AM	2	36	4	0	42	0	57	7	0	64	5	4	1	0	10	1	3	5	0	9	125
9:30 AM	12	63	6	0	81	3	36	1	0	40	1	3	0	0	4	8	4	12	0	24	149
9:45 AM	5	33	8	0	46	0	39	6	0	45	8	2	1	0	11	0	3	5	0	8	110
Hourly Total	23	173	21	0	217	6	184	19	0	209	21	14	2	0	37	12	12	29	0	53	516
10:00 AM	3	43	12	0	58	1	46	4	0	51	4	2	1	0	7	5	3	6	0	14	130
10:15 AM	7	40	6	0	53	1	44	6	0	51	5	5	4	0	14	2	4	4	0	10	128
10:30 AM	8	42	10	0	60	1	38	12	0	51	4	3	1	0	8	4	4	7	0	15	134
10:45 AM	6	41	5	0	52	2	36	5	0	43	5	0	3	0	8	7	3	4	0	14	117
Hourly Total	24	166	33	0	223	5	164	27	0	196	18	10	9	0	37	18	14	21	0	53	509
11:00 AM	6	34	10	0	50	3	42	6	0	51	5	6	1	0	12	2	4	5	1	11	124
11:15 AM	6	31	9	0	46	1	42	5	0	48	3	5	3	0	11	3	4	9	1	16	121
11:30 AM	7	37	7	0	51	2	42	4	0	48	5	4	3	0	12	5	5	13	0	23	134
11:45 AM	9	47	7	0	63	3	45	6	0	54	6	5	0	0	11	5	7	7	0	19	147
Hourly Total	28	149	33	0	210	9	171	21	0	201	19	20	7	0	46	15	20	34	2	69	526
12:00 PM	10	42	4	0	56	0	43	5	0	48	5	7	0	0	12	6	6	17	0	29	145
12:15 PM	14	39	13	0	66	2	38	4	0	44	6	5	1	0	12	3	3	13	0	19	141
12:30 PM	16	58	3	0	77	0	39	6	0	45	5	8	3	0	16	5	8	16	0	29	167
12:45 PM	3	42	5	0	50	1	52	16	0	69	4	2	2	0	8	2	4	14	0	20	147
Hourly Total	43	181	25	0	249	3	172	31	0	206	20	22	6	0	48	16	21	60	0	97	600
1:00 PM	15	51	6	0	72	0	38	2	0	40	1	10	0	0	11	3	1	7	0	11	134
1:15 PM	7	37	9	0	53	0	46	10	0	56	3	5	2	0	10	4	4	10	0	18	137
1:30 PM	5	52	8	0	65	1	31	7	0	39	2	4	6	0	12	6	2	8	0	16	132
1:45 PM	10	32	7	0	49	2	56	4	0	62	5	5	4	0	14	7	6	8	0	21	146
Hourly Total	37	172	30	0	239	3	171	23	0	197	11	24	12	0	47	20	13	33	0	66	549
2:00 PM	7	48	8	0	63	2	43	5	0	50	3	0	6	0	9	8	8	6	1	22	144
2:15 PM	7	51	11	0	69	4	50	11	0	65	4	2	3	0	9	8	5	16	2	29	172
2:30 PM	5	71	6	0	82	4	62	9	0	75	2	6	1	0	9	5	7	7	0	19	185
2:45 PM	12	45	11	0	68	4	54	5	0	63	6	7	3	0	16	6	6	15	0	27	174
Hourly Total	31	215	36	0	282	14	209	30	0	253	15	15	13	0	43	27	26	44	3	97	675
3:00 PM	12	47	6	0	65	4	62	7	0	73	4	2	2	0	8	12	5	9	0	26	172
3:15 PM	6	67	8	0	81	3	67	6	0	76	7	2	1	0	10	8	5	17	0	30	197
3:30 PM	8	73	13	0	94	6	71	5	0	82	5	0	5	0	10	3	4	18	0	25	211
3:45 PM	9	58	4	0	71	2	78	5	0	85	3	6	4	0	13	9	5	14	0	28	197
Hourly Total	35	245	31	0	311	15	278	23	0	316	19	10	12	0	41	32	19	58	0	109	777
Grand Total	356	2130	305	0	2791	82	2084	358	0	2524	182	184	125	0	491	189	168	370	5	727	6533
Approach %	12.8	76.3	10.9	-	-	3.2	82.6	14.2	-	-	37.1	37.5	25.5	-	-	26.0	23.1	50.9	-	-	-

Total %	5.4	32.6	4.7	-	42.7	1.3	31.9	5.5	-	38.6	2.8	2.8	1.9	-	7.5	2.9	2.6	5.7	-	11.1	-
Lights	337	1883	298	-	2518	75	1839	328	-	2242	174	180	121	-	475	174	162	336	-	672	5907
% Lights	94.7	88.4	97.7	-	90.2	91.5	88.2	91.6	-	88.8	95.6	97.8	96.8	-	96.7	92.1	96.4	90.8	-	92.4	90.4
Buses	2	19	1	-	22	4	16	7	-	27	1	2	2	-	5	3	4	4	-	11	65
% Buses	0.6	0.9	0.3	-	0.8	4.9	0.8	2.0	-	1.1	0.5	1.1	1.6	-	1.0	1.6	2.4	1.1	-	1.5	1.0
Single-Unit Trucks	7	114	4	-	125	1	94	12	-	107	7	2	2	-	11	10	2	13	-	25	268
% Single-Unit Trucks	2.0	5.4	1.3	-	4.5	1.2	4.5	3.4	-	4.2	3.8	1.1	1.6	-	2.2	5.3	1.2	3.5	-	3.4	4.1
Articulated Trucks	10	113	2	-	125	2	134	11	-	147	0	0	0	-	0	2	0	16	-	18	290
% Articulated Trucks	2.8	5.3	0.7	-	4.5	2.4	6.4	3.1	-	5.8	0.0	0.0	0.0	-	0.0	1.1	0.0	4.3	-	2.5	4.4
Bicycles on Road	0	1	0	-	1	0	1	0	-	1	0	0	0	-	0	0	0	1	-	1	3
% Bicycles on Road	0.0	0.0	0.0	-	0.0	0.0	0.0	0.0	-	0.0	0.0	0.0	0.0	-	0.0	0.0	0.0	0.3	-	0.1	0.0
Pedestrians	-	-	-	0	-	-	-	-	0	-	-	-	-	0	-	-	-	-	5	-	-
% Pedestrians	-	-	-	-	-	-	-	-	-	-	-	-	-	-	-	-	-	-	100.0	-	-

Counter: MIO:
Set up By: JH:

Traffic Planning and Design, Inc
2500 East High Street
Suite 650
Pottstown, Pennsylvania, United States 19464
610.326.3100

Count Name: #8- Market Street & Housels Run Road
Site Code: 12 hour count
Start Date: 04/11/2019
Page No: 3

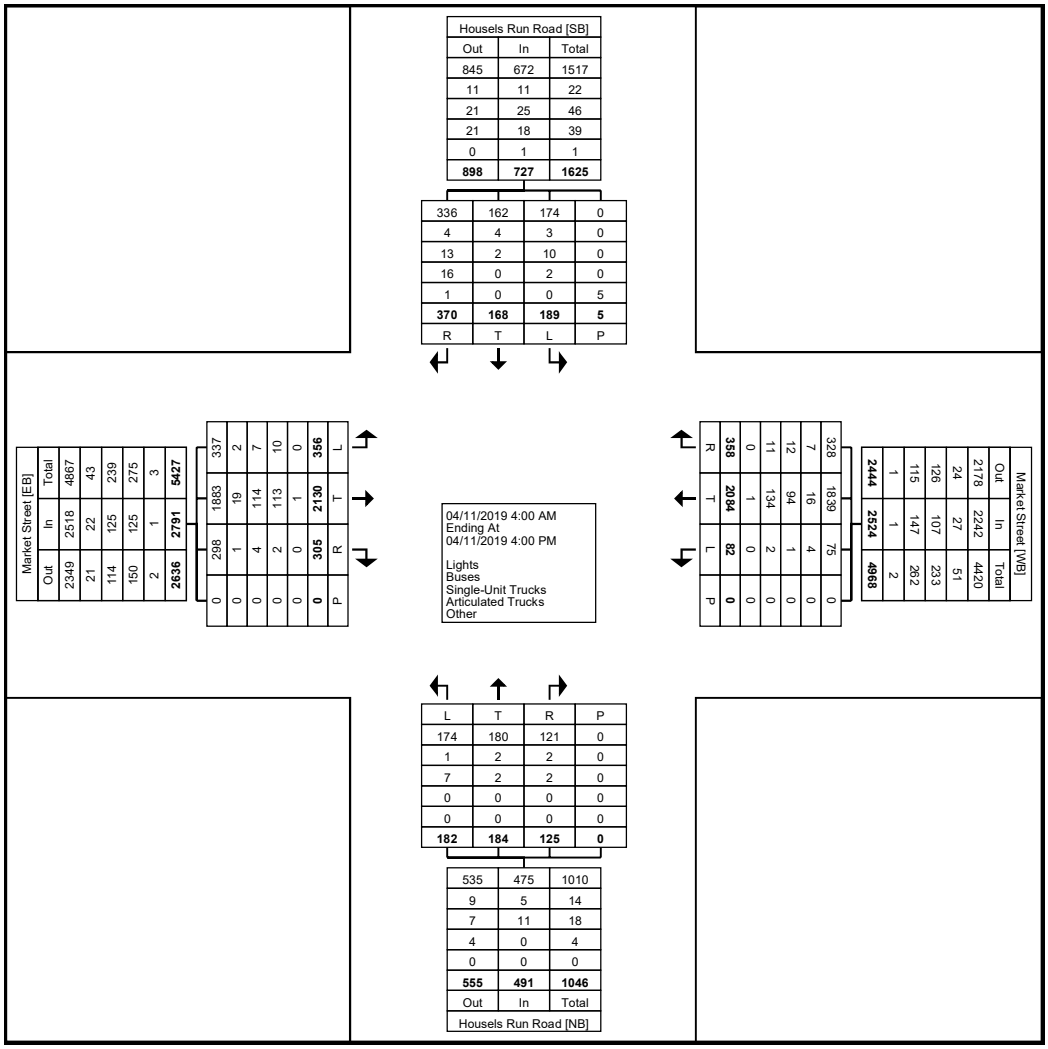

Turning Movement Data Plot

Counter: MIO:
Set up By: JH:

Traffic Planning and Design, Inc
2500 East High Street
Suite 650
Pottstown, Pennsylvania, United States 19464
610.326.3100

Count Name: #8- Market Street & Housels Run Road
Site Code: 12 hour count
Start Date: 04/11/2019
Page No: 4

Turning Movement Peak Hour Data (7:15 AM)

Start Time	Market Street Eastbound					Market Street Westbound					Housels Run Road Northbound					Housels Run Road Southbound					
	Left	Thru	Right	Peds	App. Total	Left	Thru	Right	Peds	App. Total	Left	Thru	Right	Peds	App. Total	Left	Thru	Right	Peds	App. Total	Int. Total
7:15 AM	9	87	7	0	103	3	49	22	0	74	3	4	8	0	15	6	3	12	0	21	213
7:30 AM	12	101	3	0	116	4	65	21	0	90	8	2	9	0	19	4	1	9	0	14	239
7:45 AM	36	74	7	0	117	4	84	30	0	118	4	8	4	0	16	2	2	7	0	11	262
8:00 AM	12	62	7	0	81	3	80	19	0	102	5	1	2	0	8	0	7	7	0	14	205
Total	69	324	24	0	417	14	278	92	0	384	20	15	23	0	58	12	13	35	0	60	919
Approach %	16.5	77.7	5.8	-	-	3.6	72.4	24.0	-	-	34.5	25.9	39.7	-	-	20.0	21.7	58.3	-	-	-
Total %	7.5	35.3	2.6	-	45.4	1.5	30.3	10.0	-	41.8	2.2	1.6	2.5	-	6.3	1.3	1.4	3.8	-	6.5	-
PHF	0.479	0.802	0.857	-	0.891	0.875	0.827	0.767	-	0.814	0.625	0.469	0.639	-	0.763	0.500	0.464	0.729	-	0.714	0.877
Lights	69	289	24	-	382	12	255	88	-	355	20	15	23	-	58	12	12	31	-	55	850
% Lights	100.0	89.2	100.0	-	91.6	85.7	91.7	95.7	-	92.4	100.0	100.0	100.0	-	100.0	100.0	92.3	88.6	-	91.7	92.5
Buses	0	8	0	-	8	2	4	2	-	8	0	0	0	-	0	0	1	0	-	1	17
% Buses	0.0	2.5	0.0	-	1.9	14.3	1.4	2.2	-	2.1	0.0	0.0	0.0	-	0.0	0.0	7.7	0.0	-	1.7	1.8
Single-Unit Trucks	0	13	0	-	13	0	7	1	-	8	0	0	0	-	0	0	0	2	-	2	23
% Single-Unit Trucks	0.0	4.0	0.0	-	3.1	0.0	2.5	1.1	-	2.1	0.0	0.0	0.0	-	0.0	0.0	0.0	5.7	-	3.3	2.5
Articulated Trucks	0	14	0	-	14	0	12	1	-	13	0	0	0	-	0	0	0	2	-	2	29
% Articulated Trucks	0.0	4.3	0.0	-	3.4	0.0	4.3	1.1	-	3.4	0.0	0.0	0.0	-	0.0	0.0	0.0	5.7	-	3.3	3.2
Bicycles on Road	0	0	0	-	0	0	0	0	-	0	0	0	0	-	0	0	0	0	-	0	0
% Bicycles on Road	0.0	0.0	0.0	-	0.0	0.0	0.0	0.0	-	0.0	0.0	0.0	0.0	-	0.0	0.0	0.0	0.0	-	0.0	0.0
Pedestrians	-	-	-	0	-	-	-	-	0	-	-	-	-	0	-	-	-	-	0	-	-
% Pedestrians	-	-	-	-	-	-	-	-	-	-	-	-	-	-	-	-	-	-	-	-	-

Counter: MIO:
Set up By: JH:

Traffic Planning and Design, Inc
2500 East High Street
Suite 650
Pottstown, Pennsylvania, United States 19464
610.326.3100

Count Name: #8- Market Street & Housels Run Road
Site Code: 12 hour count
Start Date: 04/11/2019
Page No: 5

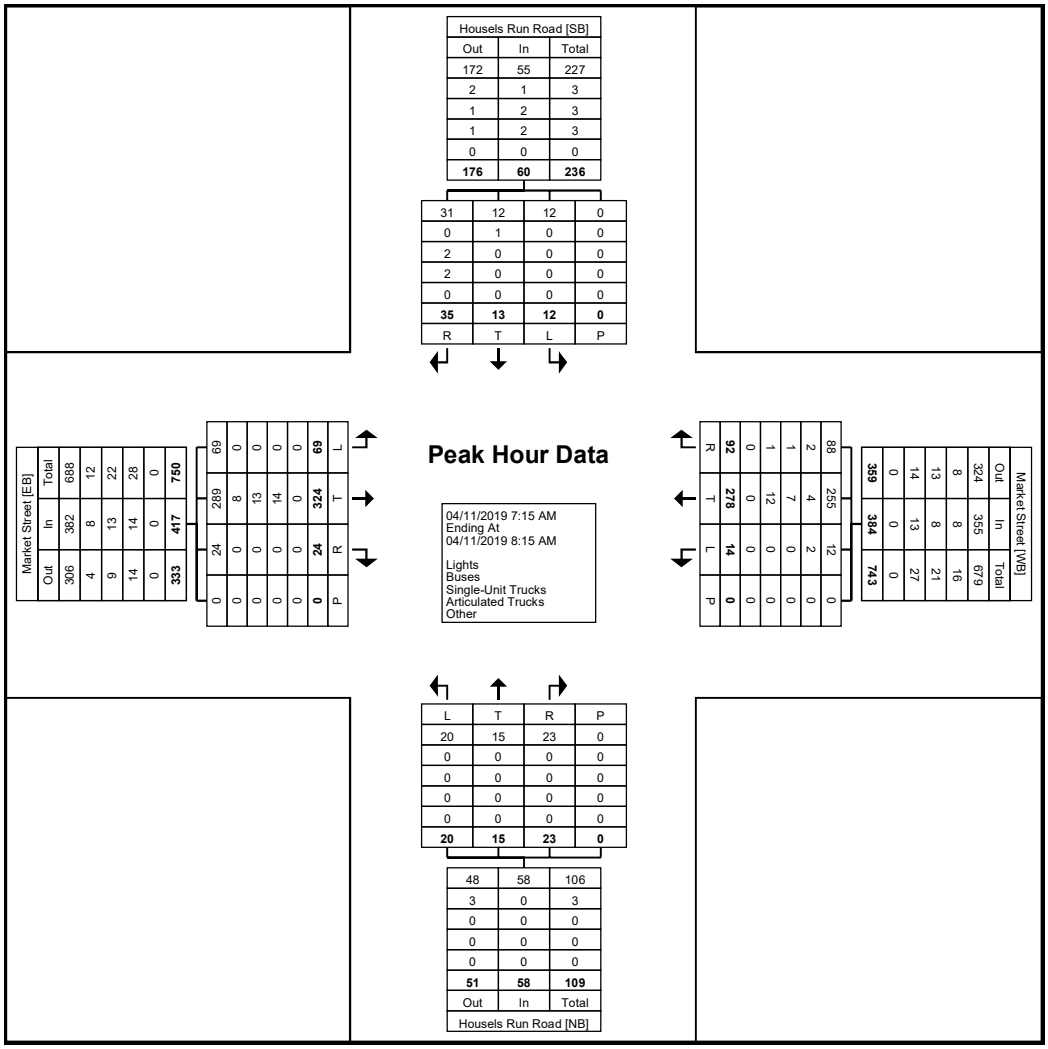

Housels Run Road [SB]		
Out	In	Total
172	55	227
2	1	3
1	2	3
1	2	3
0	0	0
176	**60**	**236**

31	12	12	0
0	1	0	0
2	0	0	0
2	0	0	0
0	0	0	0
35	**13**	**12**	**0**
R	T	L	P

Market Street [EB]							
Out	In	Total					
306	382	688	69	0	0	0	0
4	8	12	289	8	13	14	0
9	13	22	24	0	0	0	0
14	14	28	0	0	0	0	0
0	0	0	0	0	0	0	0
333	**417**	**750**	**24**	**0**	**0**	**0**	**0**
			R	T	L	P	

L	T	R	P
20	15	23	0
0	0	0	0
0	0	0	0
0	0	0	0
0	0	0	0
20	**15**	**23**	**0**

48	58	106
3	0	3
0	0	0
0	0	0
0	0	0
51	**58**	**109**
Out	In	Total
Housels Run Road [NB]		

R	T	L	P				
92	**278**	**14**	**0**	88	255	12	0
0	0	0	0	2	4	2	0
1	12	0	0	1	7	0	0
1	7	0	0	0	0	0	0
2	4	2	0	0	0	0	0
88	255	12	0	0	0	0	0
				359	**384**	**743**	

Market Street [WB]		
Out	In	Total
324	355	679
8	8	16
13	8	21
14	13	27
0	0	0
359	**384**	**743**

Turning Movement Peak Hour Data Plot (7:15 AM)

Counter: MIO:
Set up By: JH:

Traffic Planning and Design, Inc
2500 East High Street
Suite 650
Pottstown, Pennsylvania, United States 19464
610.326.3100

Count Name: #8- Market Street & Housels Run Road
Site Code: 12 hour count
Start Date: 04/11/2019
Page No: 6

Turning Movement Peak Hour Data (3:00 PM)

Start Time	Market Street Eastbound					Market Street Westbound					Housels Run Road Northbound					Housels Run Road Southbound					
	Left	Thru	Right	Peds	App. Total	Left	Thru	Right	Peds	App. Total	Left	Thru	Right	Peds	App. Total	Left	Thru	Right	Peds	App. Total	Int. Total
3:00 PM	12	47	6	0	65	4	62	7	0	73	4	2	2	0	8	12	5	9	0	26	172
3:15 PM	6	67	8	0	81	3	67	6	0	76	7	2	1	0	10	8	5	17	0	30	197
3:30 PM	8	73	13	0	94	6	71	5	0	82	5	0	5	0	10	3	4	18	0	25	211
3:45 PM	9	58	4	0	71	2	78	5	0	85	3	6	4	0	13	9	5	14	0	28	197
Total	35	245	31	0	311	15	278	23	0	316	19	10	12	0	41	32	19	58	0	109	777
Approach %	11.3	78.8	10.0	-	-	4.7	88.0	7.3	-	-	46.3	24.4	29.3	-	-	29.4	17.4	53.2	-	-	-
Total %	4.5	31.5	4.0	-	40.0	1.9	35.8	3.0	-	40.7	2.4	1.3	1.5	-	5.3	4.1	2.4	7.5	-	14.0	-
PHF	0.729	0.839	0.596	-	0.827	0.625	0.891	0.821	-	0.929	0.679	0.417	0.600	-	0.788	0.667	0.950	0.806	-	0.908	0.921
Lights	31	227	31	-	289	15	263	20	-	298	19	9	12	-	40	30	17	55	-	102	729
% Lights	88.6	92.7	100.0	-	92.9	100.0	94.6	87.0	-	94.3	100.0	90.0	100.0	-	97.6	93.8	89.5	94.8	-	93.6	93.8
Buses	0	2	0	-	2	0	3	0	-	3	0	1	0	-	1	1	1	1	-	3	9
% Buses	0.0	0.8	0.0	-	0.6	0.0	1.1	0.0	-	0.9	0.0	10.0	0.0	-	2.4	3.1	5.3	1.7	-	2.8	1.2
Single-Unit Trucks	2	11	0	-	13	0	5	1	-	6	0	0	0	-	0	1	1	1	-	3	22
% Single-Unit Trucks	5.7	4.5	0.0	-	4.2	0.0	1.8	4.3	-	1.9	0.0	0.0	0.0	-	0.0	3.1	5.3	1.7	-	2.8	2.8
Articulated Trucks	2	5	0	-	7	0	7	2	-	9	0	0	0	-	0	0	0	1	-	1	17
% Articulated Trucks	5.7	2.0	0.0	-	2.3	0.0	2.5	8.7	-	2.8	0.0	0.0	0.0	-	0.0	0.0	0.0	1.7	-	0.9	2.2
Bicycles on Road	0	0	0	-	0	0	0	0	-	0	0	0	0	-	0	0	0	0	-	0	0
% Bicycles on Road	0.0	0.0	0.0	-	0.0	0.0	0.0	0.0	-	0.0	0.0	0.0	0.0	-	0.0	0.0	0.0	0.0	-	0.0	0.0
Pedestrians	-	-	-	0	-	-	-	-	0	-	-	-	-	0	-	-	-	-	0	-	-
% Pedestrians	-	-	-	-	-	-	-	-	-	-	-	-	-	-	-	-	-	-	-	-	-

Counter: MIO:
Set up By: JH:

Traffic Planning and Design, Inc
2500 East High Street
Suite 650
Pottstown, Pennsylvania, United States 19464
610.326.3100

Count Name: #8- Market Street & Housels Run Road
Site Code: 12 hour count
Start Date: 04/11/2019
Page No: 7

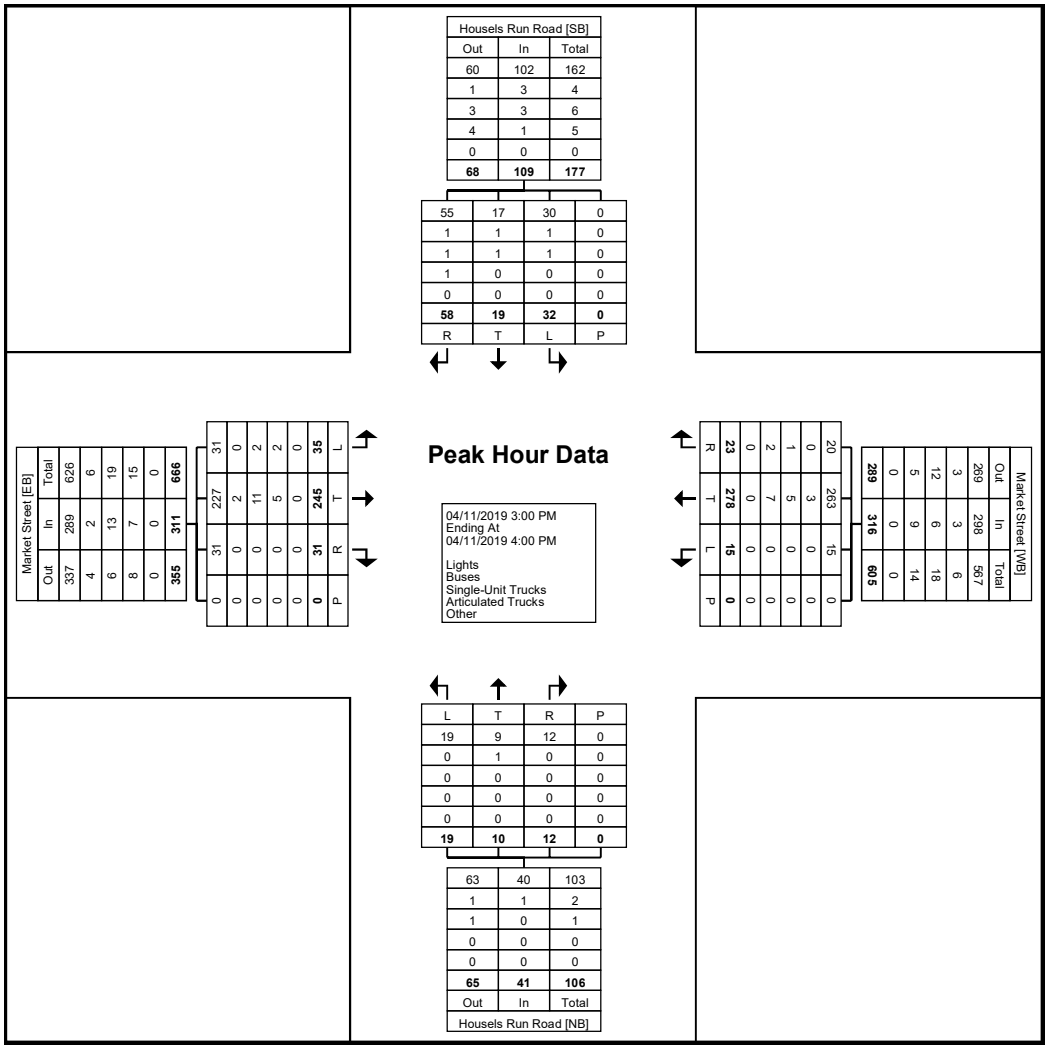

Turning Movement Peak Hour Data Plot (3:00 PM)

Counter: MIO:
Set up By: JH:

Traffic Planning and Design, Inc
2500 East High Street
Suite 650
Pottstown, Pennsylvania, United States 19464
610.326.3100

Count Name: #9- Market Street &
Route 147 SB Ramps
Site Code: 12 hour count
Start Date: 04/11/2019
Page No: 1

Turning Movement Data

Start Time	Market Street Eastbound					Market Street Westbound					Route 147 SB On Ramp Northbound					Route 147 SB Off Ramp Southbound					
	Left	Thru	Right	Peds	App. Total	Left	Thru	Right	Peds	App. Total	Left	Thru	Right	Peds	App. Total	Left	Thru	Right	Peds	App. Total	Int. Total
4:00 AM	0	5	1	0	6	1	0	0	0	1	0	0	0	0	0	1	0	6	0	7	14
4:15 AM	0	5	0	0	5	0	2	0	0	2	0	0	0	0	0	1	0	11	0	12	19
4:30 AM	0	4	1	0	5	0	6	0	0	6	0	0	0	0	0	0	0	10	0	10	21
4:45 AM	0	11	2	0	13	0	5	0	0	5	0	0	0	0	0	0	0	15	0	15	33
Hourly Total	0	25	4	0	29	1	13	0	0	14	0	0	0	0	0	2	0	42	0	44	87
5:00 AM	0	8	2	0	10	1	2	0	0	3	0	0	0	0	0	0	0	11	0	11	24
5:15 AM	0	18	4	0	22	0	7	0	0	7	0	0	0	0	0	2	0	21	0	23	52
5:30 AM	0	31	0	0	31	0	7	0	0	7	0	0	0	0	0	5	0	22	0	27	65
5:45 AM	0	39	1	0	40	0	15	0	0	15	0	0	0	0	0	5	0	27	0	32	87
Hourly Total	0	96	7	0	103	1	31	0	0	32	0	0	0	0	0	12	0	81	0	93	228
6:00 AM	0	37	0	0	37	2	4	0	0	6	0	0	0	0	0	3	0	24	0	27	70
6:15 AM	0	47	3	0	50	2	6	0	0	8	0	0	0	0	0	9	0	21	0	30	88
6:30 AM	0	63	5	0	68	4	28	0	0	32	0	0	0	0	0	7	0	37	0	44	144
6:45 AM	0	54	2	0	56	3	23	0	0	26	0	0	0	0	0	8	0	39	0	47	129
Hourly Total	0	201	10	0	211	11	61	0	0	72	0	0	0	0	0	27	0	121	0	148	431
7:00 AM	0	82	2	0	84	3	25	0	0	28	0	0	0	0	0	4	0	32	0	36	148
7:15 AM	0	87	8	0	95	5	29	0	0	34	0	0	0	0	0	7	0	44	0	51	180
7:30 AM	0	99	8	0	107	10	25	0	0	35	0	0	0	0	0	9	0	59	0	68	210
7:45 AM	0	97	2	0	99	3	30	0	0	33	0	0	0	0	0	5	0	92	0	97	229
Hourly Total	0	365	20	0	385	21	109	0	0	130	0	0	0	0	0	25	0	227	0	252	767
8:00 AM	0	58	6	0	64	0	25	0	0	25	0	0	0	0	0	8	1	78	0	87	176
8:15 AM	0	73	7	0	80	5	17	0	0	22	0	0	0	0	0	6	0	54	0	60	162
8:30 AM	0	52	2	0	54	4	15	0	0	19	0	0	0	0	0	2	0	47	0	49	122
8:45 AM	0	45	1	0	46	1	12	0	0	13	0	0	0	0	0	15	0	39	0	54	113
Hourly Total	0	228	16	0	244	10	69	0	0	79	0	0	0	0	0	31	1	218	0	250	573
9:00 AM	0	47	2	0	49	3	14	0	0	17	0	0	0	0	0	4	0	40	0	44	110
9:15 AM	0	43	2	0	45	4	28	0	0	32	0	0	0	0	0	8	0	42	0	50	127
9:30 AM	0	63	5	0	68	6	15	0	0	21	0	0	0	0	0	11	0	30	0	41	130
9:45 AM	0	44	2	0	46	6	12	0	0	18	0	0	0	0	0	4	0	35	0	39	103
Hourly Total	0	197	11	0	208	19	69	0	0	88	0	0	0	0	0	27	0	147	0	174	470
10:00 AM	0	49	4	0	53	3	19	0	0	22	0	0	0	0	0	5	0	21	0	26	101
10:15 AM	0	41	4	0	45	2	20	0	0	22	0	0	0	0	0	3	1	32	0	36	103
10:30 AM	0	47	6	0	53	2	18	0	0	20	0	0	0	0	0	2	0	31	0	33	106
10:45 AM	0	56	3	0	59	2	14	0	0	16	0	0	0	0	0	2	0	33	0	35	110
Hourly Total	0	193	17	0	210	9	71	0	0	80	0	0	0	0	0	12	1	117	0	130	420
11:00 AM	0	36	2	0	38	6	12	0	0	18	0	0	0	0	0	3	0	37	0	40	96
11:15 AM	0	39	4	0	43	4	18	0	0	22	0	0	0	1	0	1	0	36	0	37	102
11:30 AM	0	40	2	0	42	2	18	0	0	20	0	0	0	0	0	5	1	29	0	35	97
11:45 AM	0	43	4	0	47	1	14	0	0	15	0	0	0	0	0	6	0	33	0	39	101
Hourly Total	0	158	12	0	170	13	62	0	0	75	0	0	0	1	0	15	1	135	0	151	396
12:00 PM	0	50	8	0	58	2	17	0	0	19	0	0	0	0	0	2	0	35	0	37	114
12:15 PM	0	39	2	0	41	1	18	0	0	19	0	0	0	0	0	3	0	25	0	28	88
12:30 PM	0	65	8	0	73	3	20	0	0	23	0	0	0	0	0	2	0	37	0	39	135
12:45 PM	0	50	5	0	55	2	25	0	0	27	0	0	0	0	0	5	0	43	0	48	130
Hourly Total	0	204	23	0	227	8	80	0	0	88	0	0	0	0	0	12	0	140	0	152	467
1:00 PM	0	54	5	0	59	2	11	0	0	13	0	0	0	0	0	4	0	31	0	35	107
1:15 PM	0	39	4	0	43	0	16	0	0	16	0	0	0	0	0	3	0	32	0	35	94
1:30 PM	0	55	6	0	61	3	11	0	0	14	0	0	0	0	0	5	0	34	0	39	114
1:45 PM	0	46	5	0	51	2	27	0	0	29	0	0	0	0	0	10	0	46	0	56	136
Hourly Total	0	194	20	0	214	7	65	0	0	72	0	0	0	0	0	22	0	143	0	165	451
2:00 PM	0	50	2	0	52	3	20	0	0	23	0	0	0	0	0	2	0	40	0	42	117
2:15 PM	0	68	9	0	77	5	14	0	0	19	0	0	0	0	0	5	0	31	0	36	132
2:30 PM	0	71	5	0	76	4	25	0	0	29	0	0	0	0	0	2	1	49	0	52	157
2:45 PM	0	66	4	0	70	2	19	0	0	21	0	0	0	0	0	5	0	46	0	51	142
Hourly Total	0	255	20	0	275	14	78	0	0	92	0	0	0	0	0	14	1	166	0	181	548
3:00 PM	0	56	6	0	62	1	25	0	0	26	0	0	0	0	0	2	0	48	0	50	138
3:15 PM	0	73	4	0	77	2	22	0	0	24	0	0	0	0	0	6	0	54	0	60	161
3:30 PM	0	91	3	0	94	1	29	0	0	30	0	0	0	0	0	9	0	54	0	63	187
3:45 PM	0	62	4	0	66	2	34	0	0	36	0	0	0	0	0	9	0	51	0	60	162
Hourly Total	0	282	17	0	299	6	110	0	0	116	0	0	0	0	0	26	0	207	0	233	648
Grand Total	0	2398	177	0	2575	120	818	0	0	938	0	0	0	1	0	225	4	1744	0	1973	5486
Approach %	0.0	93.1	6.9	-	-	12.8	87.2	0.0	-	-	0.0	0.0	0.0	-	-	11.4	0.2	88.4	-	-	-

Total %	0.0	43.7	3.2	-	46.9	2.2	14.9	0.0	-	17.1	0.0	0.0	0.0	-	0.0	4.1	0.1	31.8	-	36.0	-
Lights	0	2160	152	-	2312	113	758	0	-	871	0	0	0	-	0	205	3	1532	-	1740	4923
% Lights	-	90.1	85.9	-	89.8	94.2	92.7	-	-	92.9	-	-	-	-	-	91.1	75.0	87.8	-	88.2	89.7
Buses	0	21	3	-	24	0	5	0	-	5	0	0	0	-	0	0	0	17	-	17	46
% Buses	-	0.9	1.7	-	0.9	0.0	0.6	-	-	0.5	-	-	-	-	-	0.0	0.0	1.0	-	0.9	0.8
Single-Unit Trucks	0	110	12	-	122	6	27	0	-	33	0	0	0	-	0	13	1	79	-	93	248
% Single-Unit Trucks	-	4.6	6.8	-	4.7	5.0	3.3	-	-	3.5	-	-	-	-	-	5.8	25.0	4.5	-	4.7	4.5
Articulated Trucks	0	106	10	-	116	1	27	0	-	28	0	0	0	-	0	7	0	116	-	123	267
% Articulated Trucks	-	4.4	5.6	-	4.5	0.8	3.3	-	-	3.0	-	-	-	-	-	3.1	0.0	6.7	-	6.2	4.9
Bicycles on Road	0	1	0	-	1	0	1	0	-	1	0	0	0	-	0	0	0	0	-	0	2
% Bicycles on Road	-	0.0	0.0	-	0.0	0.0	0.1	-	-	0.1	-	-	-	-	-	0.0	0.0	0.0	-	0.0	0.0
Pedestrians	-	-	-	0	-	-	-	-	0	-	-	-	-	1	-	-	-	-	0	-	-
% Pedestrians	-	-	-	-	-	-	-	-	-	-	-	-	-	100.0	-	-	-	-	-	-	-

Traffic Planning and Design, Inc
2500 East High Street
Suite 650
Pottstown, Pennsylvania, United States 19464
610.326.3100

Counter: MIO:
Set up By: JH:

Count Name: #9- Market Street & Route 147 SB Ramps
Site Code: 12 hour count
Start Date: 04/11/2019
Page No: 3

Route 147 SB Off Ramp		
Out	In	Total
0	1740	1740
0	17	17
0	93	93
0	123	123
0	0	0
0	**1973**	**1973**

1532	3	205	0
17	0	0	0
79	1	13	0
116	0	7	0
0	0	0	0
1744	**4**	**225**	**0**
R	T	L	P

Market Street [EB]											
Out	In	Total	0	152	2160	0	0	0	0	0	0	L
2290	2312	4602	0	3	21	0	0	0	0	0	0	T
22	24	46	0	12	110	0	0	0	0	1	0	R
106	122	228	0	10	106	0	0	0	0	0	0	P
143	116	259	0	0	1	0	0	0	0	1	0	
1	1	2	0	0	0	0	0	0	0	0	0	
2562	**2575**	**5137**	**0**	**177**	**2398**	**0**	**0**	**0**	**0**	**1**	**0**	

04/11/2019 4:00 AM
Ending At
04/11/2019 4:00 PM

Lights
Buses
Single-Unit Trucks
Articulated Trucks
Other

R	0	0	0	0	0	0	0	0	0	0	0
T	818	1	27	27	5	758					
L	120	0	1	6	0	113					
P	0	0	0	0	0	0					

Market Street [WB]											
Out	In	Total	2623	1	113	123	21	2365	0	0	0
871	938	1	1	28	141	33	5	871	0	0	0
3236	3561	2	2	141	156	26	26	3236	0	0	0

L	T	R	P
0	0	0	0
0	0	0	0
0	0	0	0
0	0	0	0
0	0	0	1
0	**0**	**0**	**1**

268	0	268
3	0	3
19	0	19
11	0	11
0	0	0
301	**0**	**301**
Out	In	Total
Route 147 SB On Ramp		

Turning Movement Data Plot

Counter: MIO:
Set up By: JH:

Traffic Planning and Design, Inc
2500 East High Street
Suite 650
Pottstown, Pennsylvania, United States 19464
610.326.3100

Count Name: #9- Market Street &
Route 147 SB Ramps
Site Code: 12 hour count
Start Date: 04/11/2019
Page No: 4

Turning Movement Peak Hour Data (7:15 AM)

Start Time	Market Street Eastbound					Market Street Westbound					Route 147 SB On Ramp Northbound					Route 147 SB Off Ramp Southbound					
	Left	Thru	Right	Peds	App. Total	Left	Thru	Right	Peds	App. Total	Left	Thru	Right	Peds	App. Total	Left	Thru	Right	Peds	App. Total	Int. Total
7:15 AM	0	87	8	0	95	5	29	0	0	34	0	0	0	0	0	7	0	44	0	51	180
7:30 AM	0	99	8	0	107	10	25	0	0	35	0	0	0	0	0	9	0	59	0	68	210
7:45 AM	0	97	2	0	99	3	30	0	0	33	0	0	0	0	0	5	0	92	0	97	229
8:00 AM	0	58	6	0	64	0	25	0	0	25	0	0	0	0	0	8	1	78	0	87	176
Total	0	341	24	0	365	18	109	0	0	127	0	0	0	0	0	29	1	273	0	303	795
Approach %	0.0	93.4	6.6	-	-	14.2	85.8	0.0	-	-	0.0	0.0	0.0	-	-	9.6	0.3	90.1	-	-	-
Total %	0.0	42.9	3.0	-	45.9	2.3	13.7	0.0	-	16.0	0.0	0.0	0.0	-	0.0	3.6	0.1	34.3	-	38.1	-
PHF	0.000	0.861	0.750	-	0.853	0.450	0.908	0.000	-	0.907	0.000	0.000	0.000	-	0.000	0.806	0.250	0.742	-	0.781	0.868
Lights	0	316	20	-	336	17	104	0	-	121	0	0	0	-	0	27	1	248	-	276	733
% Lights	-	92.7	83.3	-	92.1	94.4	95.4	-	-	95.3	-	-	-	-	-	93.1	100.0	90.8	-	91.1	92.2
Buses	0	6	2	-	8	0	2	0	-	2	0	0	0	-	0	0	0	6	-	6	16
% Buses	-	1.8	8.3	-	2.2	0.0	1.8	-	-	1.6	-	-	-	-	-	0.0	0.0	2.2	-	2.0	2.0
Single-Unit Trucks	0	8	1	-	9	1	1	0	-	2	0	0	0	-	0	2	0	5	-	7	18
% Single-Unit Trucks	-	2.3	4.2	-	2.5	5.6	0.9	-	-	1.6	-	-	-	-	-	6.9	0.0	1.8	-	2.3	2.3
Articulated Trucks	0	11	1	-	12	0	2	0	-	2	0	0	0	-	0	0	0	14	-	14	28
% Articulated Trucks	-	3.2	4.2	-	3.3	0.0	1.8	-	-	1.6	-	-	-	-	-	0.0	0.0	5.1	-	4.6	3.5
Bicycles on Road	0	0	0	-	0	0	0	0	-	0	0	0	0	-	0	0	0	0	-	0	0
% Bicycles on Road	-	0.0	0.0	-	0.0	0.0	0.0	-	-	0.0	-	-	-	-	-	0.0	0.0	0.0	-	0.0	0.0
Pedestrians	-	-	-	0	-	-	-	-	0	-	-	-	-	0	-	-	-	-	0	-	-
% Pedestrians	-	-	-	-	-	-	-	-	-	-	-	-	-	-	-	-	-	-	-	-	-

Traffic Planning and Design, Inc
2500 East High Street
Suite 650
Pottstown, Pennsylvania, United States 19464
610.326.3100

Counter: MIO:
Set up By: JH:

Count Name: #9- Market Street & Route 147 SB Ramps
Site Code: 12 hour count
Start Date: 04/11/2019
Page No: 5

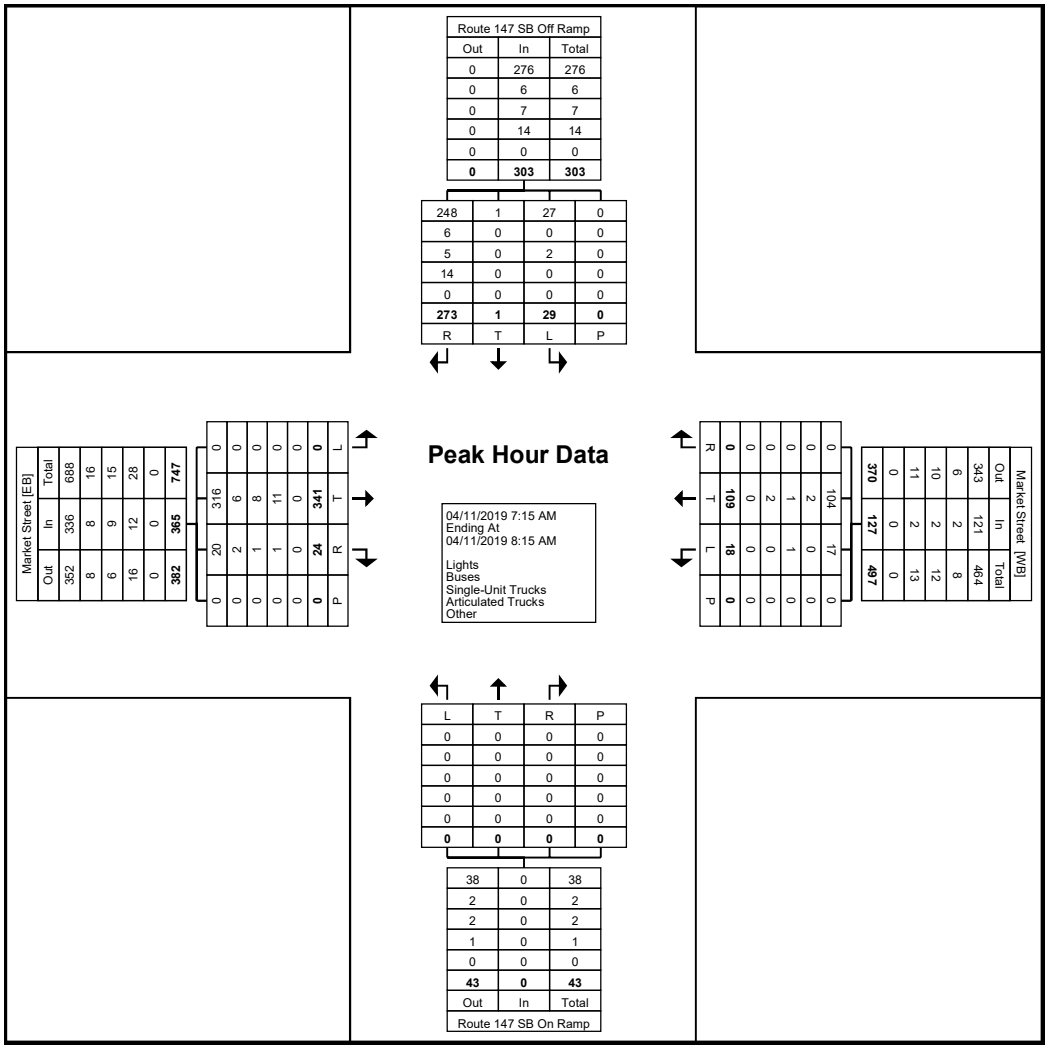

Turning Movement Peak Hour Data Plot (7:15 AM)

Counter: MIO:
Set up By: JH:

Traffic Planning and Design, Inc
2500 East High Street
Suite 650
Pottstown, Pennsylvania, United States 19464
610.326.3100

Count Name: #9- Market Street &
Route 147 SB Ramps
Site Code: 12 hour count
Start Date: 04/11/2019
Page No: 6

Turning Movement Peak Hour Data (3:00 PM)

Start Time	Market Street Eastbound					Market Street Westbound					Route 147 SB On Ramp Northbound					Route 147 SB Off Ramp Southbound					
	Left	Thru	Right	Peds	App. Total	Left	Thru	Right	Peds	App. Total	Left	Thru	Right	Peds	App. Total	Left	Thru	Right	Peds	App. Total	Int. Total
3:00 PM	0	56	6	0	62	1	25	0	0	26	0	0	0	0	0	2	0	48	0	50	138
3:15 PM	0	73	4	0	77	2	22	0	0	24	0	0	0	0	0	6	0	54	0	60	161
3:30 PM	0	91	3	0	94	1	29	0	0	30	0	0	0	0	0	9	0	54	0	63	187
3:45 PM	0	62	4	0	66	2	34	0	0	36	0	0	0	0	0	9	0	51	0	60	162
Total	0	282	17	0	299	6	110	0	0	116	0	0	0	0	0	26	0	207	0	233	648
Approach %	0.0	94.3	5.7	-	-	5.2	94.8	0.0	-	-	0.0	0.0	0.0	-	-	11.2	0.0	88.8	-	-	-
Total %	0.0	43.5	2.6	-	46.1	0.9	17.0	0.0	-	17.9	0.0	0.0	0.0	-	0.0	4.0	0.0	31.9	-	36.0	-
PHF	0.000	0.775	0.708	-	0.795	0.750	0.809	0.000	-	0.806	0.000	0.000	0.000	-	0.000	0.722	0.000	0.958	-	0.925	0.866
Lights	0	262	17	-	279	6	106	0	-	112	0	0	0	-	0	25	0	195	-	220	611
% Lights	-	92.9	100.0	-	93.3	100.0	96.4	-	-	96.6	-	-	-	-	-	96.2	-	94.2	-	94.4	94.3
Buses	0	3	0	-	3	0	1	0	-	1	0	0	0	-	0	0	0	2	-	2	6
% Buses	-	1.1	0.0	-	1.0	0.0	0.9	-	-	0.9	-	-	-	-	-	0.0	-	1.0	-	0.9	0.9
Single-Unit Trucks	0	12	0	-	12	0	2	0	-	2	0	0	0	-	0	1	0	4	-	5	19
% Single-Unit Trucks	-	4.3	0.0	-	4.0	0.0	1.8	-	-	1.7	-	-	-	-	-	3.8	-	1.9	-	2.1	2.9
Articulated Trucks	0	5	0	-	5	0	1	0	-	1	0	0	0	-	0	0	0	6	-	6	12
% Articulated Trucks	-	1.8	0.0	-	1.7	0.0	0.9	-	-	0.9	-	-	-	-	-	0.0	-	2.9	-	2.6	1.9
Bicycles on Road	0	0	0	-	0	0	0	0	-	0	0	0	0	-	0	0	0	0	-	0	0
% Bicycles on Road	-	0.0	0.0	-	0.0	0.0	0.0	-	-	0.0	-	-	-	-	-	0.0	-	0.0	-	0.0	0.0
Pedestrians	-	-	-	0	-	-	-	-	0	-	-	-	-	0	-	-	-	-	0	-	-
% Pedestrians	-	-	-	-	-	-	-	-	-	-	-	-	-	-	-	-	-	-	-	-	-

Traffic Planning and Design, Inc
2500 East High Street
Suite 650
Pottstown, Pennsylvania, United States 19464
610.326.3100

Counter: MIO:
Set up By: JH:

Count Name: #9- Market Street & Route 147 SB Ramps
Site Code: 12 hour count
Start Date: 04/11/2019
Page No: 7

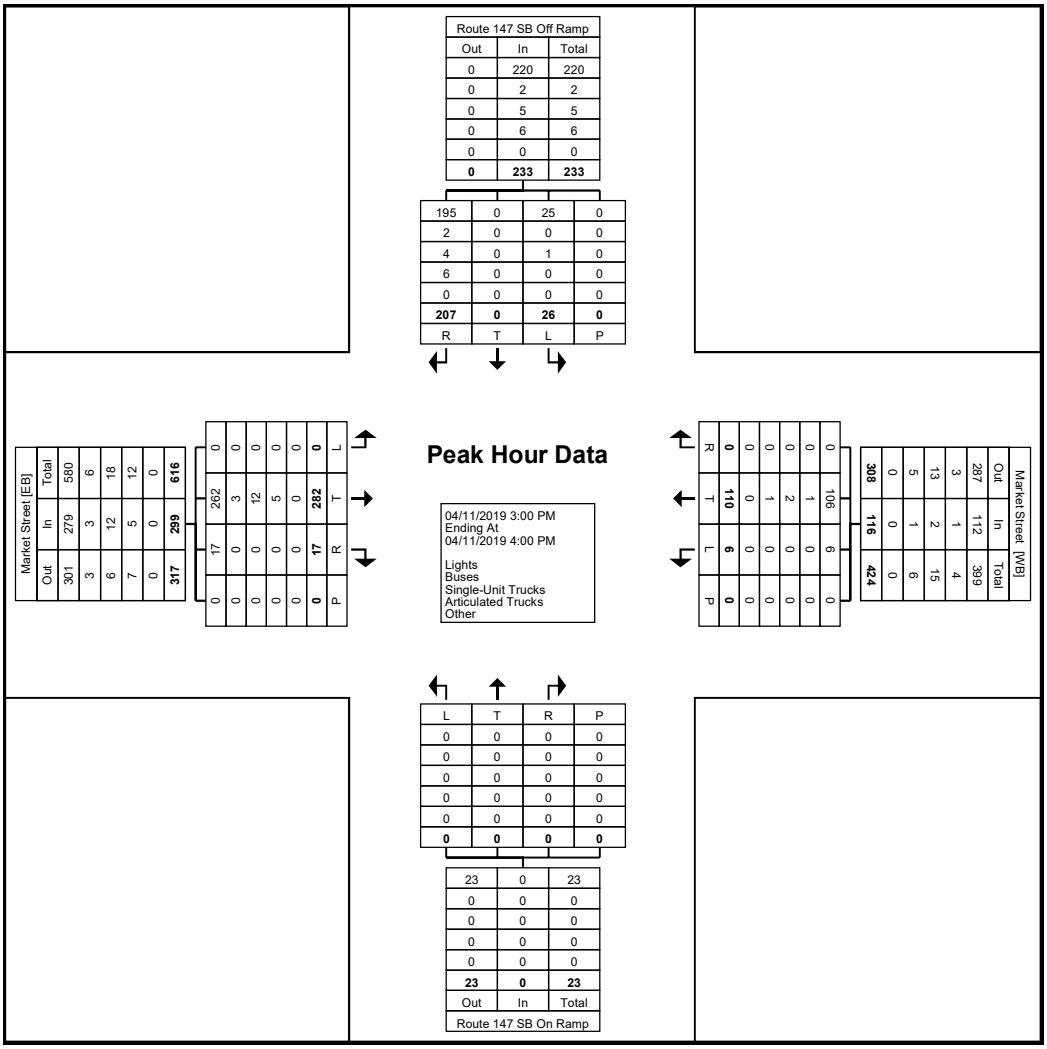

Turning Movement Peak Hour Data Plot (3:00 PM)

Counter: MIO:
Set up By: JH:

Traffic Planning and Design, Inc
2500 East High Street
Suite 650
Pottstown, Pennsylvania, United States 19464
610.326.3100

Count Name: #10- Market Street
Route 147 NB Ramps
Site Code: 12 hour count
Start Date: 04/11/2019
Page No: 1

Turning Movement Data

Start Time	Market Street Eastbound					Market Street Westbound					Route 147 NB Off Ramp Northbound					Route 147 NB On Ramp Southbound					
	Left	Thru	Right	Peds	App. Total	Left	Thru	Right	Peds	App. Total	Left	Thru	Right	Peds	App. Total	Left	Thru	Right	Peds	App. Total	Int. Total
4:00 AM	4	1	0	0	5	0	1	0	0	1	0	0	0	0	0	0	0	0	0	0	6
4:15 AM	3	3	0	0	6	0	2	2	0	4	0	1	0	0	1	0	0	0	0	0	11
4:30 AM	5	2	0	0	7	0	4	2	0	6	3	0	0	0	3	0	0	0	0	0	16
4:45 AM	10	1	0	0	11	0	1	0	0	1	4	0	0	0	4	0	0	0	0	0	16
Hourly Total	22	7	0	0	29	0	8	4	0	12	7	1	0	0	8	0	0	0	0	0	49
5:00 AM	5	2	0	0	7	0	2	2	0	4	2	0	2	0	4	0	0	0	0	0	15
5:15 AM	17	3	0	0	20	0	1	1	0	2	5	0	0	0	5	0	0	0	0	0	27
5:30 AM	22	17	0	0	39	0	5	4	0	9	4	0	1	0	5	0	0	0	0	0	53
5:45 AM	19	25	0	0	44	0	9	3	0	12	3	0	5	0	8	0	0	0	0	0	64
Hourly Total	63	47	0	0	110	0	17	10	0	27	14	0	8	0	22	0	0	0	0	0	159
6:00 AM	27	11	0	0	38	0	6	6	0	12	0	0	7	0	7	0	0	0	0	0	57
6:15 AM	34	22	0	0	56	0	5	13	0	18	4	0	1	0	5	0	0	0	0	0	79
6:30 AM	44	23	0	0	67	0	27	8	0	35	3	0	4	0	7	0	0	0	0	0	109
6:45 AM	32	34	0	0	66	0	19	5	0	24	11	0	3	0	14	0	0	0	0	0	104
Hourly Total	137	90	0	0	227	0	57	32	0	89	18	0	15	0	33	0	0	0	0	0	349
7:00 AM	60	23	0	0	83	0	25	9	0	34	2	0	1	0	3	0	0	0	0	0	120
7:15 AM	59	35	0	0	94	0	31	15	0	46	8	1	3	0	12	0	0	0	0	0	152
7:30 AM	77	35	0	0	112	0	26	14	0	40	4	0	4	0	8	0	0	0	0	0	160
7:45 AM	67	29	0	0	96	0	26	13	0	39	7	0	1	0	8	0	0	0	0	0	143
Hourly Total	263	122	0	0	385	0	108	51	0	159	21	1	9	0	31	0	0	0	0	0	575
8:00 AM	39	31	0	0	70	0	24	7	0	31	3	0	1	0	4	0	0	0	0	0	105
8:15 AM	48	27	0	0	75	0	15	8	0	23	5	0	3	0	8	0	0	0	0	0	106
8:30 AM	35	19	0	0	54	0	18	3	0	21	3	0	4	0	7	0	0	0	0	0	82
8:45 AM	31	33	0	0	64	0	7	5	0	12	2	0	1	0	3	0	0	0	0	0	79
Hourly Total	153	110	0	0	263	0	64	23	0	87	13	0	9	0	22	0	0	0	0	0	372
9:00 AM	23	24	0	0	47	0	16	9	0	25	4	0	6	0	10	0	0	0	0	0	82
9:15 AM	30	24	0	0	54	0	25	9	0	34	4	0	5	0	9	0	0	0	0	0	97
9:30 AM	43	28	0	0	71	0	18	14	0	32	2	0	2	0	4	0	0	0	0	0	107
9:45 AM	27	15	0	0	42	0	15	11	0	26	2	0	6	0	8	0	0	0	0	0	76
Hourly Total	123	91	0	0	214	0	74	43	0	117	12	0	19	0	31	0	0	0	0	0	362
10:00 AM	35	21	0	0	56	0	24	8	0	32	3	0	2	0	5	0	0	0	0	0	93
10:15 AM	23	25	0	0	48	0	17	9	0	26	4	0	1	0	5	0	0	0	0	0	79
10:30 AM	30	15	0	0	45	0	14	8	0	22	6	0	2	0	8	0	0	0	0	0	75
10:45 AM	36	20	0	0	56	0	16	9	0	25	1	0	6	0	7	0	0	0	0	0	88
Hourly Total	124	81	0	0	205	0	71	34	0	105	14	0	11	0	25	0	0	0	0	0	335
11:00 AM	20	23	0	0	43	0	12	3	0	15	5	0	3	0	8	0	0	0	0	0	66
11:15 AM	21	19	0	0	40	0	24	7	0	31	0	0	5	0	5	0	0	0	0	0	76
11:30 AM	24	19	0	0	43	0	15	6	0	21	4	0	2	0	6	0	0	0	0	0	70
11:45 AM	29	23	0	0	52	0	11	2	0	13	5	0	3	0	8	0	0	0	0	0	73
Hourly Total	94	84	0	0	178	0	62	18	0	80	14	0	13	0	27	0	0	0	0	0	285
12:00 PM	33	19	0	0	52	0	14	4	0	18	3	0	2	0	5	0	0	0	0	0	75
12:15 PM	23	21	0	0	44	0	18	7	0	25	2	0	0	0	2	0	0	0	0	0	71
12:30 PM	40	29	0	0	69	0	19	12	0	31	3	0	3	0	6	0	0	0	0	0	106
12:45 PM	29	26	0	0	55	0	20	7	0	27	5	1	2	0	8	0	0	0	0	0	90
Hourly Total	125	95	0	0	220	0	71	30	0	101	13	1	7	0	21	0	0	0	0	0	342
1:00 PM	37	18	0	0	55	0	14	7	0	21	1	0	0	0	1	0	0	0	0	0	77
1:15 PM	23	20	0	0	43	0	12	5	0	17	5	0	1	0	6	0	0	0	0	0	66
1:30 PM	37	23	0	0	60	0	11	9	0	20	2	0	4	0	6	0	0	0	0	0	86
1:45 PM	30	22	0	0	52	0	23	6	0	29	5	0	2	0	7	0	0	0	0	0	88
Hourly Total	127	83	0	0	210	0	60	27	0	87	13	0	7	0	20	0	0	0	0	0	317
2:00 PM	32	20	0	0	52	0	19	8	0	27	2	0	1	0	3	0	0	0	0	0	82
2:15 PM	47	27	0	0	74	0	17	10	0	27	5	0	1	0	6	0	0	0	0	0	107
2:30 PM	51	28	0	0	79	0	22	11	0	33	7	0	2	0	9	0	0	0	0	0	121
2:45 PM	38	28	0	0	66	0	20	5	0	25	1	0	1	0	2	0	0	0	0	0	93
Hourly Total	168	103	0	0	271	0	78	34	0	112	15	0	5	0	20	0	0	0	0	0	403
3:00 PM	44	20	0	0	64	0	20	5	0	25	7	0	2	0	9	0	0	0	0	0	98
3:15 PM	53	26	0	0	79	0	16	9	0	25	4	0	0	0	4	0	0	0	0	0	108
3:30 PM	62	36	0	0	98	0	34	13	0	47	1	0	7	0	8	0	0	0	0	0	153
3:45 PM	46	22	0	0	68	0	27	14	0	41	7	0	1	0	8	0	0	0	0	0	117
Hourly Total	205	104	0	0	309	0	97	41	0	138	19	0	10	0	29	0	0	0	0	0	476
Grand Total	1604	1017	0	0	2621	0	767	347	0	1114	173	3	113	0	289	0	0	0	0	0	4024
Approach %	61.2	38.8	0.0	-	-	0.0	68.9	31.1	-	-	59.9	1.0	39.1	-	-	0.0	0.0	0.0	-	-	-

Total %	39.9	25.3	0.0	-	65.1	0.0	19.1	8.6	-	27.7	4.3	0.1	2.8	-	7.2	0.0	0.0	0.0	-	0.0	-
Lights	1412	954	0	-	2366	0	720	314	-	1034	147	1	106	-	254	0	0	0	-	0	3654
% Lights	88.0	93.8	-	-	90.3	-	93.9	90.5	-	92.8	85.0	33.3	93.8	-	87.9	-	-	-	-	-	90.8
Buses	16	5	0	-	21	0	4	1	-	5	1	0	0	-	1	0	0	0	-	0	27
% Buses	1.0	0.5	-	-	0.8	-	0.5	0.3	-	0.4	0.6	0.0	0.0	-	0.3	-	-	-	-	-	0.7
Single-Unit Trucks	83	39	0	-	122	0	34	24	-	58	5	0	7	-	12	0	0	0	-	0	192
% Single-Unit Trucks	5.2	3.8	-	-	4.7	-	4.4	6.9	-	5.2	2.9	0.0	6.2	-	4.2	-	-	-	-	-	4.8
Articulated Trucks	93	19	0	-	112	0	8	8	-	16	20	2	0	-	22	0	0	0	-	0	150
% Articulated Trucks	5.8	1.9	-	-	4.3	-	1.0	2.3	-	1.4	11.6	66.7	0.0	-	7.6	-	-	-	-	-	3.7
Bicycles on Road	0	0	0	-	0	0	1	0	-	1	0	0	0	-	0	0	0	0	-	0	1
% Bicycles on Road	0.0	0.0	-	-	0.0	-	0.1	0.0	-	0.1	0.0	0.0	0.0	-	0.0	-	-	-	-	-	0.0
Pedestrians	-	-	-	0	-	-	-	-	0	-	-	-	-	0	-	-	-	-	0	-	-
% Pedestrians	-	-	-	-	-	-	-	-	-	-	-	-	-	-	-	-	-	-	-	-	-

Counter: MIO:
Set up By: JH:

Traffic Planning and Design, Inc
2500 East High Street
Suite 650
Pottstown, Pennsylvania, United States 19464
610.326.3100

Count Name: #10- Market Street
Route 147 NB Ramps
Site Code: 12 hour count
Start Date: 04/11/2019
Page No: 3

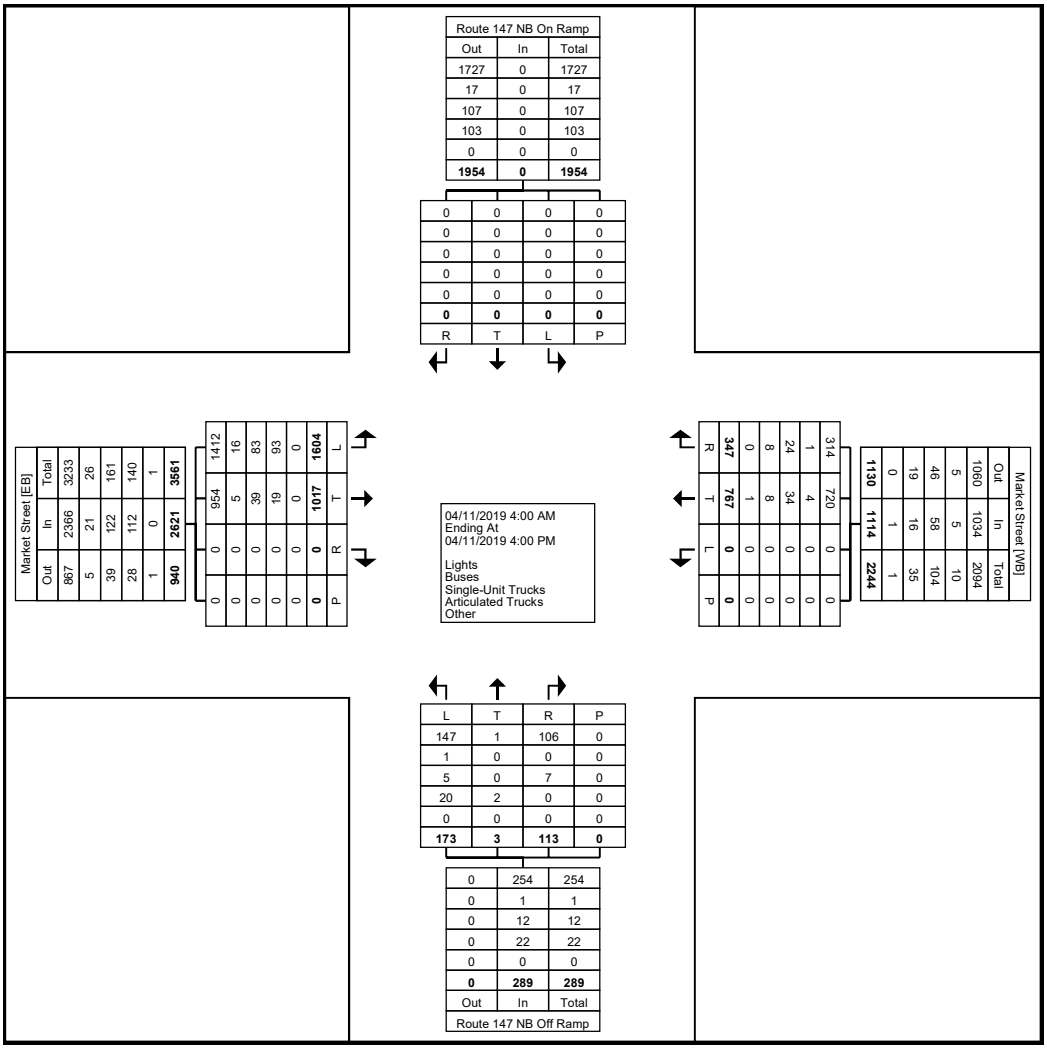

Turning Movement Data Plot

Counter: MIO:
Set up By: JH:

Traffic Planning and Design, Inc
2500 East High Street
Suite 650
Pottstown, Pennsylvania, United States 19464
610.326.3100

Count Name: #10- Market Street
Route 147 NB Ramps
Site Code: 12 hour count
Start Date: 04/11/2019
Page No: 4

Turning Movement Peak Hour Data (7:00 AM)

Start Time	Market Street Eastbound					Market Street Westbound					Route 147 NB Off Ramp Northbound					Route 147 NB On Ramp Southbound					
	Left	Thru	Right	Peds	App. Total	Left	Thru	Right	Peds	App. Total	Left	Thru	Right	Peds	App. Total	Left	Thru	Right	Peds	App. Total	Int. Total
7:00 AM	60	23	0	0	83	0	25	9	0	34	2	0	1	0	3	0	0	0	0	0	120
7:15 AM	59	35	0	0	94	0	31	15	0	46	8	1	3	0	12	0	0	0	0	0	152
7:30 AM	77	35	0	0	112	0	26	14	0	40	4	0	4	0	8	0	0	0	0	0	160
7:45 AM	67	29	0	0	96	0	26	13	0	39	7	0	1	0	8	0	0	0	0	0	143
Total	263	122	0	0	385	0	108	51	0	159	21	1	9	0	31	0	0	0	0	0	575
Approach %	68.3	31.7	0.0	-	-	0.0	67.9	32.1	-	-	67.7	3.2	29.0	-	-	0.0	0.0	0.0	-	-	-
Total %	45.7	21.2	0.0	-	67.0	0.0	18.8	8.9	-	27.7	3.7	0.2	1.6	-	5.4	0.0	0.0	0.0	-	0.0	-
PHF	0.854	0.871	0.000	-	0.859	0.000	0.871	0.850	-	0.864	0.656	0.250	0.563	-	0.646	0.000	0.000	0.000	-	0.000	0.898
Lights	243	116	0	-	359	0	104	48	-	152	17	0	9	-	26	0	0	0	-	0	537
% Lights	92.4	95.1	-	-	93.2	-	96.3	94.1	-	95.6	81.0	0.0	100.0	-	83.9	-	-	-	-	-	93.4
Buses	5	2	0	-	7	0	2	1	-	3	0	0	0	-	0	0	0	0	-	0	10
% Buses	1.9	1.6	-	-	1.8	-	1.9	2.0	-	1.9	0.0	0.0	0.0	-	0.0	-	-	-	-	-	1.7
Single-Unit Trucks	6	3	0	-	9	0	2	1	-	3	1	0	0	-	1	0	0	0	-	0	13
% Single-Unit Trucks	2.3	2.5	-	-	2.3	-	1.9	2.0	-	1.9	4.8	0.0	0.0	-	3.2	-	-	-	-	-	2.3
Articulated Trucks	9	1	0	-	10	0	0	1	-	1	3	1	0	-	4	0	0	0	-	0	15
% Articulated Trucks	3.4	0.8	-	-	2.6	-	0.0	2.0	-	0.6	14.3	100.0	0.0	-	12.9	-	-	-	-	-	2.6
Bicycles on Road	0	0	0	-	0	0	0	0	-	0	0	0	0	-	0	0	0	0	-	0	0
% Bicycles on Road	0.0	0.0	-	-	0.0	-	0.0	0.0	-	0.0	0.0	0.0	0.0	-	0.0	-	-	-	-	-	0.0
Pedestrians	-	-	-	0	-	-	-	-	0	-	-	-	-	0	-	-	-	-	0	-	-
% Pedestrians	-	-	-	-	-	-	-	-	-	-	-	-	-	-	-	-	-	-	-	-	-

Counter: MIO:
Set up By: JH:

Traffic Planning and Design, Inc
2500 East High Street
Suite 650
Pottstown, Pennsylvania, United States 19464
610.326.3100

Count Name: #10- Market Street
Route 147 NB Ramps
Site Code: 12 hour count
Start Date: 04/11/2019
Page No: 5

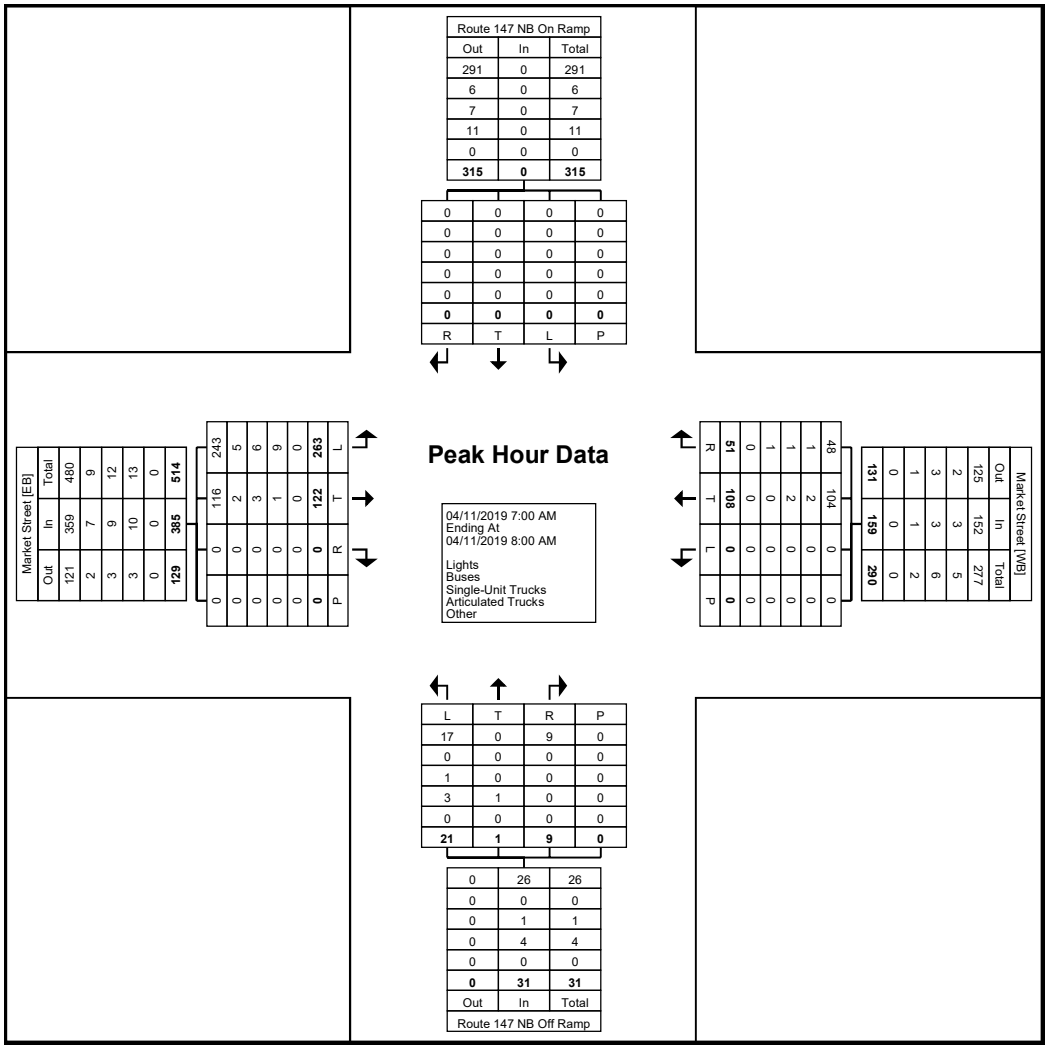

Turning Movement Peak Hour Data Plot (7:00 AM)

Counter: MIO:
Set up By: JH:

Traffic Planning and Design, Inc
2500 East High Street
Suite 650
Pottstown, Pennsylvania, United States 19464
610.326.3100

Count Name: #10- Market Street
Route 147 NB Ramps
Site Code: 12 hour count
Start Date: 04/11/2019
Page No: 6

Turning Movement Peak Hour Data (3:00 PM)

Start Time	Market Street Eastbound					Market Street Westbound					Route 147 NB Off Ramp Northbound					Route 147 NB On Ramp Southbound					
	Left	Thru	Right	Peds	App. Total	Left	Thru	Right	Peds	App. Total	Left	Thru	Right	Peds	App. Total	Left	Thru	Right	Peds	App. Total	Int. Total
3:00 PM	44	20	0	0	64	0	20	5	0	25	7	0	2	0	9	0	0	0	0	0	98
3:15 PM	53	26	0	0	79	0	16	9	0	25	4	0	0	0	4	0	0	0	0	0	108
3:30 PM	62	36	0	0	98	0	34	13	0	47	1	0	7	0	8	0	0	0	0	0	153
3:45 PM	46	22	0	0	68	0	27	14	0	41	7	0	1	0	8	0	0	0	0	0	117
Total	205	104	0	0	309	0	97	41	0	138	19	0	10	0	29	0	0	0	0	0	476
Approach %	66.3	33.7	0.0	-	-	0.0	70.3	29.7	-	-	65.5	0.0	34.5	-	-	0.0	0.0	0.0	-	-	-
Total %	43.1	21.8	0.0	-	64.9	0.0	20.4	8.6	-	29.0	4.0	0.0	2.1	-	6.1	0.0	0.0	0.0	-	0.0	-
PHF	0.827	0.722	0.000	-	0.788	0.000	0.713	0.732	-	0.734	0.679	0.000	0.357	-	0.806	0.000	0.000	0.000	-	0.000	0.778
Lights	187	99	0	-	286	0	94	41	-	135	18	0	9	-	27	0	0	0	-	0	448
% Lights	91.2	95.2	-	-	92.6	-	96.9	100.0	-	97.8	94.7	-	90.0	-	93.1	-	-	-	-	-	94.1
Buses	2	1	0	-	3	0	1	0	-	1	0	0	0	-	0	0	0	0	-	0	4
% Buses	1.0	1.0	-	-	1.0	-	1.0	0.0	-	0.7	0.0	-	0.0	-	0.0	-	-	-	-	-	0.8
Single-Unit Trucks	11	4	0	-	15	0	2	0	-	2	0	0	1	-	1	0	0	0	-	0	18
% Single-Unit Trucks	5.4	3.8	-	-	4.9	-	2.1	0.0	-	1.4	0.0	-	10.0	-	3.4	-	-	-	-	-	3.8
Articulated Trucks	5	0	0	-	5	0	0	0	-	0	1	0	0	-	1	0	0	0	-	0	6
% Articulated Trucks	2.4	0.0	-	-	1.6	-	0.0	0.0	-	0.0	5.3	-	0.0	-	3.4	-	-	-	-	-	1.3
Bicycles on Road	0	0	0	-	0	0	0	0	-	0	0	0	0	-	0	0	0	0	-	0	0
% Bicycles on Road	0.0	0.0	-	-	0.0	-	0.0	0.0	-	0.0	0.0	-	0.0	-	0.0	-	-	-	-	-	0.0
Pedestrians	-	-	-	0	-	-	-	-	0	-	-	-	-	0	-	-	-	-	0	-	-
% Pedestrians	-	-	-	-	-	-	-	-	-	-	-	-	-	-	-	-	-	-	-	-	-

Traffic Planning and Design, Inc
2500 East High Street
Suite 650
Pottstown, Pennsylvania, United States 19464
610.326.3100

Counter: MIO:
Set up By: JH:

Count Name: #10- Market Street
Route 147 NB Ramps
Site Code: 12 hour count
Start Date: 04/11/2019
Page No: 7

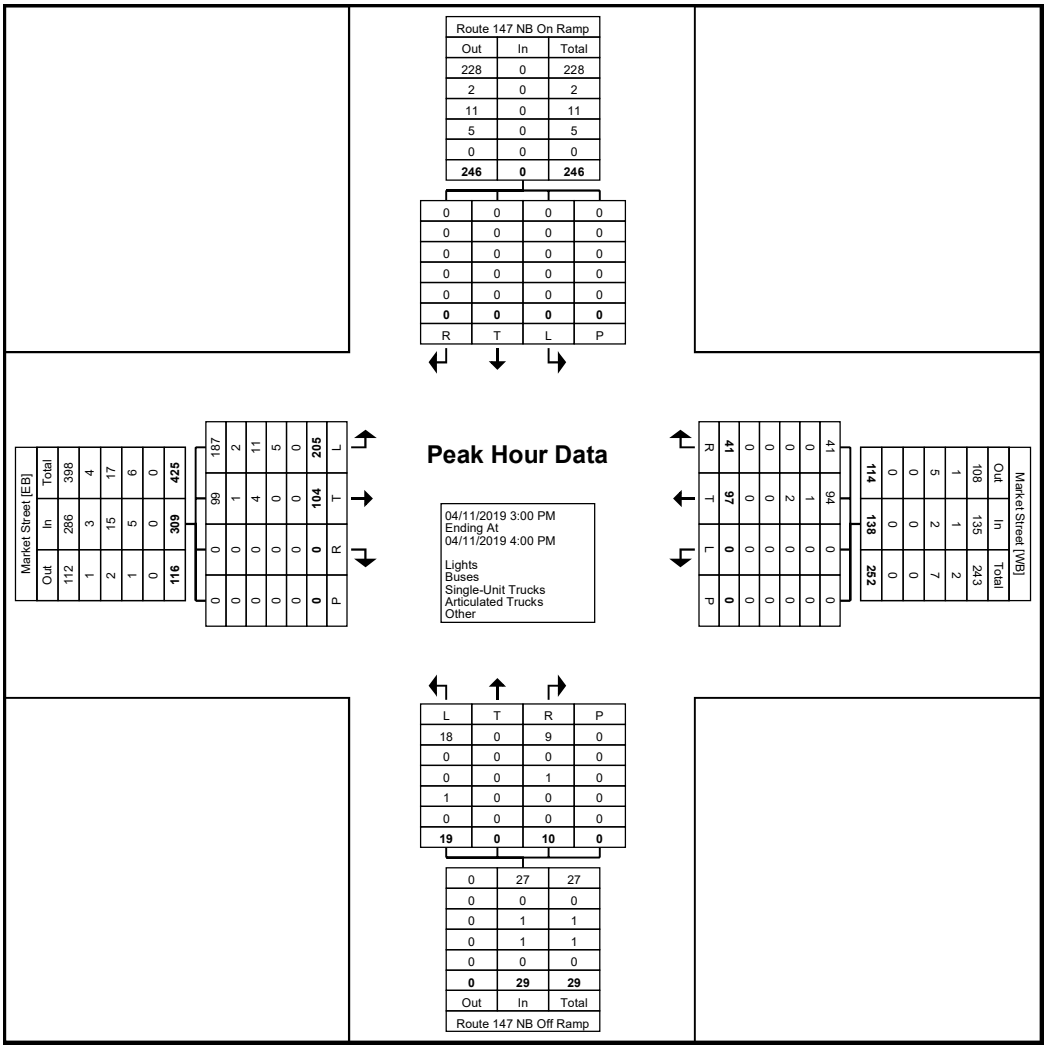

Turning Movement Peak Hour Data Plot (3:00 PM)